
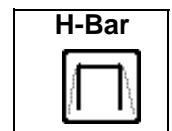
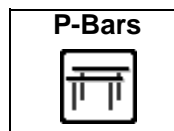
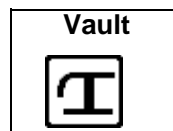
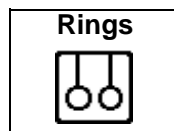


# 2016 London Development Open

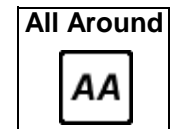
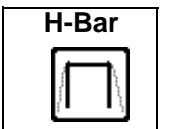
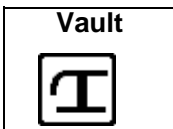
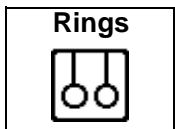
## Mens Artistic



L1 U8s Club

No	Name	Club	Comp	D	FX		D	PH		D	SR		D	VT		D	PB		D	HB		AA		Pts	
23	Ronnie	Staton	Retford	L1 U8s Club	10.0	8.900	4 =	10.0	9.800	1	10.0	7.200	3 =	10.0	9.500	16 =	10.0	8.900	1	10.0	8.934	3	53.234	1	6
97	Aaron	Ryan	Birkenhead	L1 U8s Club	10.0	8.850	6 =	10.0	9.600	2	10.0	6.867	10	10.0	9.600	12 =	10.0	7.867	12 =	10.0	8.400	8	51.184	2	5
86	Amoz	Setio	Hawth	L1 U8s Club	10.0	8.900	4 =	10.0	8.900	15 =	10.0	6.500	23 =	10.0	9.800	2 =	10.0	7.867	12 =	10.0	9.167	2	51.134	3	4
88	Noah	Farnsworth	Notts	L1 U8s Club	10.0	9.000	2 =	10.0	8.000	34 =	10.0	7.300	2	10.0	9.500	16 =	10.0	7.467	22 =	10.0	9.234	1	50.501	4	3
76	Marty	Jackson	Lincoln	L1 U8s Club	10.0	8.800	8	10.0	8.950	13 =	10.0	6.300	38 =	10.0	9.900	1	10.0	8.134	8 =	10.0	8.367	9 =	50.451	5	2
29	William	Schmitz	Fromeside	L1 U8s Club	10.0	8.400	16 =	10.0	9.000	10 =	10.0	7.200	3 =	10.0	9.450	25 =	10.0	7.500	19 =	10.0	8.567	7	50.117	6	1
31	Charlie	Boorman	Fromeside	L1 U8s Club	10.0	8.750	9	10.0	9.300	4	10.0	6.167	41 =	10.0	9.650	9 =	10.0	8.234	7	10.0	8.000	16 =	50.101	7	0
15	Laith	Coathup	Worcestershire	L1 U8s Club	10.0	8.450	15	10.0	9.150	6 =	10.0	7.034	8	10.0	9.300	36 =	8.5	7.300	28 =	10.0	8.334	11	49.568	8	0
93	Oliver	Cresswell	Earls	L1 U8s Club	10.0	6.700	62	10.0	9.000	10 =	10.0	6.767	12	10.0	9.800	2 =	10.0	8.400	5	10.0	8.734	5	49.401	9	0
25	Ezra	Mcglashan	Airborne	L1 U8s Club	10.0	7.900	28 =	10.0	9.050	8 =	10.0	6.534	21 =	10.0	8.850	60 =	10.0	8.667	2	10.0	8.034	14 =	49.035	10	0
84	Henry	Stoker	City Of Newcastle	L1 U8s Club	10.0	7.700	37 =	10.0	8.400	29	10.0	6.334	34 =	10.0	9.750	5	10.0	8.600	3	10.0	7.900	20	48.684	11	0
89	Alfie	Heard	Notts	L1 U8s Club	10.0	8.250	21	10.0	9.250	5	10.0	7.134	5 =	10.0	9.150	45 =	10.0	8.267	6	9.0	6.434	42 =	48.485	12	0
82	Luke	Dowell	City Of Newcastle	L1 U8s Club	10.0	7.650	40 =	10.0	8.100	33	10.0	7.667	1	10.0	9.350	31 =	10.0	7.334	26 =	10.0	8.067	13	48.168	13	0
24	Noah	Tucker	Retford	L1 U8s Club	10.0	8.850	6 =	10.0	7.900	38 =	10.0	6.634	15 =	10.0	9.500	16 =	10.0	8.467	4	10.0	6.700	34 =	48.051	14	0
91	Caillum	Haywood	Notts	L1 U8s Club	10.0	7.700	37 =	10.0	9.400	3	10.0	7.134	5 =	10.0	9.250	39 =	10.0	7.500	19 =	10.0	6.700	34 =	47.684	15	0
28	Jude	Williams	Milton Keynes	L1 U8s Club	10.0	9.050	1	10.0	9.150	6 =	10.0	6.367	30 =	10.0	9.150	45 =	10.0	7.367	24 =	10.0	6.534	40	47.618	16	0
67	Charlie	Mussett	Colchester	L1 U8s Club	10.0	7.650	40 =	10.0	9.000	10 =	10.0	6.500	23 =	10.0	9.200	41 =	10.0	8.134	8 =	10.0	7.100	24	47.584	17	0
87	Max	Jones	Hawth	L1 U8s Club	10.0	8.650	12 =	10.0	7.650	42	10.0	6.400	26 =	10.0	9.200	41 =	10.0	7.500	19 =	10.0	7.934	19	47.334	18	0
90	Phoenix	Frost	Notts	L1 U8s Club	10.0	7.400	48 =	10.0	8.200	31	10.0	6.400	26 =	10.0	9.700	6 =	10.0	7.567	17	10.0	7.967	18	47.234	19	0
83	Lloyd	Ball	City Of Newcastle	L1 U8s Club	10.0	7.900	28 =	10.0	6.900	54 =	10.0	6.600	18	10.0	9.650	9 =	10.0	7.534	18	10.0	8.634	6	47.218	20	0
20	Brandon	Lynch	Xcel	L1 U8s Club	10.0	9.000	2 =	10.0	7.500	47 =	10.0	6.634	15 =	10.0	9.300	36 =	10.0	7.967	10	10.0	6.700	34 =	47.101	21	0
65	Corey	Long	Colchester	L1 U8s Club	10.0	8.500	14	10.0	8.250	30	10.0	6.067	48 =	10.0	8.900	57 =	10.0	6.900	35 =	10.0	8.367	9 =	46.984	22	0
26	Thomas	Burford	Milton Keynes	L1 U8s Club	10.0	7.950	26 =	10.0	8.800	17 =	10.0	5.967	54 =	10.0	9.200	41 =	10.0	7.734	14	10.0	7.134	23	46.785	23	0
78	Sebastian	Ramirez Capes	Lincoln	L1 U8s Club	10.0	7.950	26 =	10.0	8.650	21	10.0	6.567	19 =	10.0	9.350	31 =	10.0	7.467	22 =	10.0	6.800	30 =	46.784	24	0
85	Lewis	Dawson	City Of Newcastle	L1 U8s Club	10.0	7.700	37 =	10.0	8.550	22 =	10.0	6.634	15 =	10.0	9.400	27 =	8.0	5.434	59	10.0	8.867	4	46.585	25	0
22	Christian	Hay	Marriotts	L1 U8s Club	10.0	7.900	28 =	10.0	9.050	8 =	10.0	6.367	30 =	10.0	9.050	52 =	10.0	7.300	28 =	10.0	6.800	30 =	46.467	26	0
19	Jack	Reeves	Diamonds	L1 U8s Club	10.0	8.700	10 =	10.0	7.750	40 =	10.0	6.800	11	10.0	9.700	6 =	10.0	7.134	31	10.0	6.367	44	46.451	27	0
68	Toby	Zentner	Hendon	L1 U8s Club	10.0	7.350	50	10.0	8.900	15 =	10.0	6.467	25	10.0	8.900	57 =	10.0	7.334	26 =	10.0	7.467	21	46.418	28	0
30	Sebastian	Aquilina	Fromeside	L1 U8s Club	10.0	8.150	24	10.0	8.800	17 =	10.0	6.167	41 =	10.0	9.400	27 =	10.0	7.034	34	10.0	6.834	29	46.385	29	0
16	Caiden-Jay	Malone	Hamilton	L1 U8s Club	10.0	8.300	18 =	10.0	8.150	32	10.0	6.167	41 =	10.0	9.500	16 =	10.0	7.267	30	10.0	6.934	27 =	46.318	30	0
92	Ryan	Marson	Earls	L1 U8s Club	10.0	7.550	44 =	10.0	7.450	49 =	10.0	6.334	34 =	10.0	9.050	52 =	10.0	7.634	15 =	10.0	8.000	16 =	46.018	31	0
73	Taio	Welch	Rugby	L1 U8s Club	10.0	8.200	22 =	10.0	8.950	13 =	10.0	6.067	48 =	10.0	9.100	48 =	10.0	6.267	49	10.0	7.334	22	45.918	32 =	0
74	Joshua	Thornton	Bulmershe	L1 U8s Club	10.0	7.250	52 =	10.0	8.500	26 =	10.0	5.767	57	10.0	9.500	16 =	10.0	6.734	40 =	10.0	8.167	12	45.918	32 =	0
10	Evan	Maddern	Pen-y-Bont	L1 U8s Club	10.0	7.900	28 =	8.0	6.500	60	10.0	6.100	46 =	10.0	9.450	25 =	10.0	7.934	11	10.0	8.034	14 =	45.918	32 =	0
81	Jude	Routledge	Dynamo	L1 U8s Club	10.0	7.200	54 =	10.0	8.750	19	10.0	6.934	9	10.0	9.250	39 =	10.0	6.800	37 =	10.0	6.934	27 =	45.868	35	0
94	Bailey	Hughes	Birkenhead	L1 U8s Club	10.0	8.300	18 =	10.0	8.550	22 =	10.0	6.534	21 =	10.0	9.350	31 =	10.0	6.200	50	10.0	6.667	37	45.601	36	0
71	Ethan	Clark	Rugby	L1 U8s Club	10.0	7.600	42 =	10.0	8.700	20	10.0	6.000	52 =	10.0	9.600	12 =	10.0	7.100	32 =	9.0	6.567	38 =	45.567	37	0
21	Ethan	Ogilvie	Marriotts	L1 U8s Club	10.0	7.800	33 =	10.0	8.500	26 =	10.0	6.367	30 =	10.0	9.600	12 =	10.0	7.634	15 =	10.0	5.400	54	45.301	38	0
77	Dillon	Coombs	Lincoln	L1 U8s Club	10.0	8.400	16 =	10.0	7.550	45 =	10.0	6.400	26 =	10.0	9.500	16 =	10.0	6.367	47	10.0	7.067	25	45.284	39	0
18	Jak	Weir	Hamilton	L1 U8s Club	10.0	8.050	25	10.0	7.550	45 =	10.0	6.334	34 =	10.0	9.500	16 =	10.0	6.900	35 =	10.0	6.467	41	44.801	40	0
79	Daniel	Ray	Lincoln	L1 U8s Club	10.0	7.400	48 =	10.0	7.500	47 =	10.0	6.300	38 =	10.0	9.350	31 =	10.0	7.367	24 =	10.0	6.734	33	44.651	41	0
13	Henry	Hotchkiss	Uttoxeter	L1 U8s Club	10.0	8.650	12 =	10.0	7.450	49 =	10.0	6.667	14	10.0	9.700	6 =	10.0	6.800	37 =	10.0	5.167	56 =	44.434	42	0
4	Jedidiah	Lewis	Colchester	L1 U8s Club	10.0	8.300	18 =	10.0	7.600	43 =	10.0	6.734	13	10.0	9.400	27 =	10.0	5.334	61 =	10.0	6.967	26	44.335	43	0


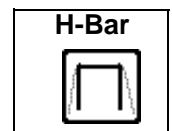
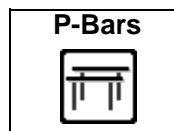
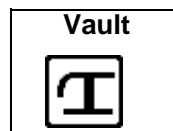
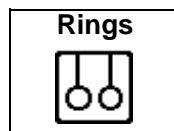
# 2016 London Development Open Mens Artistic



5	Benjamin	McBain	Park Wrekin	L1 U8s Club	10.0	7.550	44 =	10.0	7.600	43 =	10.0	6.134	45	10.0	9.400	27 =	10.0	6.700	42	10.0	6.567	38 =	43.951	44	0
80	Louie	Hansler	Dynamo	L1 U8s Club	10.0	7.450	46 =	10.0	8.500	26 =	10.0	5.967	54 =	10.0	8.700	64	10.0	6.767	39	10.0	6.334	45	43.718	45	0
70	Flynn	McNeillage	Rugby	L1 U8s Club	10.0	7.750	35 =	10.0	7.750	40 =	10.0	6.400	26 =	10.0	9.500	16 =	10.0	6.034	52 =	10.0	6.234	47	43.668	46	0
66	Fintan	Murphy	Colchester	L1 U8s Club	10.0	7.050	58 =	10.0	8.550	22 =	10.0	6.367	30 =	10.0	8.850	60 =	10.0	7.100	32 =	10.0	5.734	52	43.651	47	0
27	Archie	Zervos	Milton Keynes	L1 U8s Club	10.0	7.900	28 =	10.0	8.550	22 =	10.0	5.967	54 =	10.0	8.900	57 =	10.0	6.034	52 =	10.0	5.600	53	42.951	48	0
95	Otis	Hennell	Birkenhead	L1 U8s Club	10.0	7.150	56	10.0	6.800	57	10.0	7.067	7	10.0	9.100	48 =	10.0	6.067	51	10.0	6.100	48	42.284	49	0
96	Rehan	Chauhan	Birkenhead	L1 U8s Club	10.0	7.800	33 =	10.0	7.900	38 =	10.0	6.034	51	10.0	8.800	63	10.0	5.700	58	10.0	5.934	49	42.168	50	0
14	Archie	Davies	Uttoxeter	L1 U8s Club	10.0	8.200	22 =	10.0	6.600	58 =	10.0	6.567	19 =	10.0	9.300	36 =	10.0	6.500	43	10.0	4.800	58	41.967	51	0
12	Jake	Haidarovic	Uttoxeter	L1 U8s Club	10.0	8.700	10 =	10.0	5.950	63	10.0	6.267	40	10.0	9.650	9 =	10.0	6.467	44	10.0	4.634	59	41.668	52	0
11	Lucas	Roberts	Uttoxeter	L1 U8s Club	10.0	7.250	52 =	10.0	5.900	64	10.0	6.000	52 =	10.0	9.100	48 =	10.0	6.734	40 =	10.0	6.267	46	41.251	53	0
9	Jack	Kelly	Salto	L1 U8s Club	10.0	6.550	63	10.0	7.350	52	10.0	5.334	60	10.0	9.200	41 =	10.0	5.834	56	10.0	6.767	32	41.035	54	0
98	Oliver	Pascual	Erewash Valley	L1 U8s Club	10.0	6.850	61	10.0	6.600	58 =	10.0	4.900	62	10.0	8.800	<b>2</b>	10.0	6.434	45 =	10.0	6.434	42 =	41.018	55	0
75	Matthew	Mann	Bulmershe	L1 U8s Club	10.0	7.450	46 =	10.0	7.100	53	10.0	5.700	58 =	10.0	9.600	12 =	10.0	5.967	54	10.0	5.167	56 =	40.984	56	0
8	Aston	Fairbanks	Salto	L1 U8s Club	10.0	6.350	65	10.0	7.950	37	10.0	6.067	48 =	10.0	9.500	16 =	8.0	5.334	61 =	10.0	5.767	51	40.968	57	0
7	Zack	Davies	Salto	L1 U8s Club	10.0	7.050	58 =	10.0	6.300	61	10.0	6.100	46 =	10.0	9.000	55 =	10.0	6.434	45 =	10.0	5.834	50	40.718	58	0
1	Shae	Mcdowell	Colchester	L1 U8s Club	10.0	7.750	35 =	10.0	8.000	34 =	10.0	5.300	61	10.0	8.850	60 =	10.0	6.300	48	10.0	4.267	61	40.467	59	0
17	Aaron	Gregory	Hamilton	L1 U8s Club	10.0	7.300	51	10.0	7.400	51	10.0	6.334	34 =	10.0	9.000	55 =	8.0	4.967	63	10.0	5.234	55	40.235	60	0
6	Tristen	Storey	Salto	L1 U8s Club	10.0	6.500	64	10.0	6.050	62	10.0	6.167	41 =	10.0	9.350	31 =	8.0	5.400	60	10.0	4.200	62	37.667	61	0
72	Soren	Taylor	Rugby	L1 U8s Club	10.0	7.000	60	10.0	6.900	54 =	10.0	5.700	58 =	10.0	9.100	48 =	8.5	4.134	65	10.0	4.434	60	37.268	62	0
3	Gabriel	Thorp	Colchester	L1 U8s Club	10.0	7.600	42 =	10.0	6.900	54 =	10.0	4.267	63	10.0	9.050	52 =	10.0	5.734	57	10.0	3.300	65	36.851	63	0
69	Zach	Tang	Hendon	L1 U8s Club	10.0	7.200	54 =	10.0	8.000	34 =	10.0	3.500	64	10.0	8.400	65	10.0	4.600	64	10.0	4.100	63	35.800	64	0
99	Jacob	Block	Erewash Valley	L1 U8s Club	10.0	7.100	57	10.0	5.500	65	10.0	3.367	65	10.0	9.150	45 =	10.0	5.900	55	10.0	3.800	64	34.817	65	0

# 2016 London Development Open

## Mens Artistic

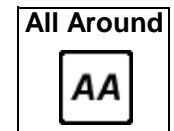
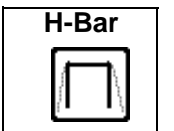
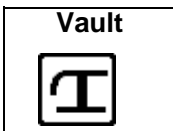
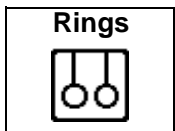


L1 Club

No	Name	Club	Comp	D	FX		D	PH		D	SR		D	VT		D	PB		D	HB		AA		Pts	
123	Blake	Mcanus	Retford	L1 Club	10.0	8.767	4 =	10.0	9.700	4	10.0	8.300	10	10.0	9.550	4 =	10.0	9.167	2	10.0	9.700	1	55.184	1	6
431	Oliver	Wiley	Waveney	L1 Club	10.0	8.767	4 =	10.0	9.850	2	10.0	9.250	1	10.0	9.350	14 =	10.0	8.767	5 =	10.0	8.500	7 =	54.484	2	5
134	Kyle	Millar	Birkenhead	L1 Club	10.0	9.100	1	10.0	9.800	3	10.0	7.350	32 =	10.0	9.750	1	10.0	9.034	3	10.0	9.200	2	54.234	3	4
125	Reuben	Cadman	Retford	L1 Club	10.0	8.267	18 =	10.0	10.000	1	10.0	8.250	11	10.0	9.450	11	10.0	9.234	1	10.0	8.934	4	54.135	4	3
63	Kayden	Dixon	Northampton	L1 Club	10.0	9.034	2	10.0	9.650	5	10.0	7.900	17	10.0	9.050	34 =	10.0	8.967	4	10.0	8.400	10	53.001	5	2
133	Mason	Woods	Birkenhead	L1 Club	10.0	8.734	6	10.0	8.700	41 =	10.0	9.000	2 =	10.0	9.350	14 =	10.0	8.067	14 =	10.0	8.467	9	52.318	6	1
62	Marley	Mann	Norwich	L1 Club	10.0	8.234	21 =	10.0	9.550	6 =	10.0	8.550	7	10.0	9.100	29 =	10.0	7.667	20	10.0	9.134	3	52.235	7	0
132	George	Collins-Beckett	Fromeside	L1 Club	10.0	8.934	3	10.0	9.400	15	10.0	7.600	23	10.0	9.350	14 =	10.0	8.534	7 =	10.0	8.367	11	52.185	8	0
35	Alfie	Byers	Hawth	L1 Club	10.0	8.334	14 =	10.0	9.350	16 =	10.0	8.500	8	10.0	8.750	48 =	10.0	8.467	9	10.0	8.700	5	52.101	9	0
112	Ethan	Jackson-Lowe	Portsmouth	L1 Club	10.0	8.467	12	10.0	9.550	6 =	10.0	8.800	5	10.0	9.300	20 =	10.0	7.800	18	10.0	7.534	22	51.451	10	0
124	Arthur	Reilly	Retford	L1 Club	10.0	8.167	25 =	10.0	9.300	19 =	10.0	8.100	13 =	10.0	9.600	3	10.0	7.900	17	10.0	8.300	13	51.367	11	0
130	Oliver	Glanville	Fromeside	L1 Club	10.0	8.667	7	10.0	9.300	19 =	10.0	7.500	27 =	10.0	9.250	23 =	10.0	8.334	10	10.0	8.167	14	51.218	12	0
129	Jack	Jenner	Fromeside	L1 Club	10.0	8.634	8	10.0	9.450	11 =	10.0	7.250	35 =	10.0	9.100	29 =	10.0	8.767	5 =	10.0	7.434	23 =	50.635	13	0
56	Adam	Costin	Airborne	L1 Club	10.0	8.234	21 =	10.0	9.200	25 =	10.0	7.550	24 =	10.0	9.000	39	10.0	8.267	12	10.0	7.900	19	50.151	14	0
117	Kwadwo	Afirifah-Mensah	Erewash Valley	L1 Club	10.0	8.334	14 =	10.0	9.250	22 =	10.0	7.400	30 =	10.0	9.400	12 =	10.0	7.734	19	10.0	8.000	18	50.118	15	0
108	Jack	Males	Park Wrekin	L1 Club	10.0	8.400	13	10.0	9.150	27 =	10.0	8.000	15 =	10.0	9.400	12 =	10.0	6.434	46	10.0	8.667	6	50.051	16	0
109	Charlie	Buckley	Park Wrekin	L1 Club	10.0	7.900	31 =	10.0	8.900	37 =	10.0	9.000	2 =	10.0	9.650	2	10.0	6.467	45	10.0	8.067	16 =	49.984	17	0
50	Rhys	Watkinson	Diamonds	L1 Club	10.0	8.134	27 =	10.0	9.350	16 =	10.0	7.350	32 =	10.0	9.150	28	10.0	7.500	24 =	10.0	8.100	15	49.584	18	0
59	Kinte	Hayles-Richards	Hendon	L1 Club	10.0	7.300	46	10.0	9.250	22 =	10.0	7.700	21 =	10.0	8.900	43 =	10.0	7.567	21	10.0	8.500	7 =	49.217	19	0
32	Theo	Bower	Lincoln	L1 Club	10.0	7.700	37	10.0	8.650	43 =	10.0	8.650	6	10.0	9.300	20 =	10.0	7.300	28 =	10.0	7.434	23 =	49.034	20	0
58	Manolo	Kidel	Hendon	L1 Club	10.0	7.734	35 =	10.0	9.450	11 =	10.0	6.500	49	10.0	9.100	29 =	10.0	8.067	14 =	10.0	8.067	16 =	48.918	21	0
121	Daniel	Trojanovskis	City Of Newcastle	L1 Club	10.0	8.267	18 =	10.0	9.000	33 =	10.0	7.750	20	10.0	9.200	26 =	10.0	7.534	22 =	10.0	7.034	34 =	48.785	22	0
49	Peter	Willmott	Earls	L1 Club	10.0	7.534	39	10.0	9.250	22 =	10.0	6.850	41	10.0	9.250	23 =	10.0	8.300	11	10.0	7.600	20	48.784	23	0
33	Daniel	Radford	Lincoln	L1 Club	10.0	8.167	25 =	10.0	9.050	31 =	10.0	8.350	9	10.0	9.100	29 =	10.0	6.700	42 =	10.0	7.400	25 =	48.767	24	0
60	Jonathan	Higgs	Northampton	L1 Club	10.0	8.234	21 =	10.0	8.600	45	10.0	6.750	42 =	10.0	9.550	4 =	10.0	7.200	31	10.0	8.334	12	48.668	25	0
39	Thomas	Harrison	Dynamo	L1 Club	10.0	8.567	9 =	10.0	8.400	51 =	10.0	8.200	12	10.0	9.350	14 =	10.0	7.100	35 =	10.0	7.034	34 =	48.651	26 =	0
122	Jake	Bell	City Of Newcastle	L1 Club	10.0	8.267	18 =	10.0	8.950	35 =	10.0	7.800	18 =	10.0	9.200	26 =	10.0	7.100	35 =	10.0	7.334	28 =	48.651	26 =	0
48	Ajit	Palak	Earls	L1 Club	10.0	7.900	31 =	10.0	8.500	48 =	10.0	7.200	37	10.0	9.500	6 =	10.0	8.534	7 =	10.0	6.800	42	48.434	28	0
111	Samuel	Owen	Portsmouth	L1 Club	10.0	8.334	14 =	10.0	8.800	39	10.0	7.550	24 =	10.0	9.500	6 =	10.0	7.300	28 =	10.0	6.500	46	47.984	29	0
101	Charlie	Barker	Abingdon	L1 Club	10.0	7.634	38	10.0	9.100	29 =	10.0	8.000	15 =	10.0	9.500	6 =	10.0	6.334	48	10.0	7.334	28 =	47.902	30	0
55	James	Norman	Notts	L1 Club	10.0	7.834	33 =	10.0	9.550	6 =	10.0	7.300	34	10.0	8.650	53 =	10.0	6.934	39 =	10.0	7.400	25 =	47.668	31	0
110	Calum	Arden	Park Wrekin	L1 Club	8.0	5.500	58	10.0	9.500	10	10.0	8.900	4	10.0	9.050	34 =	10.0	7.334	27	10.0	7.034	34 =	47.318	32	0
105	Jaime	Young	Camden	L1 Club	10.0	6.467	56	10.0	9.450	11 =	10.0	7.700	21 =	10.0	9.300	20 =	10.0	7.234	30	10.0	7.134	32 =	47.285	33	0
107	Bradley	Hutton	Bulmershe	L1 Club	10.0	8.567	9 =	10.0	8.550	46 =	10.0	7.450	29	10.0	9.100	29 =	10.0	6.934	39 =	10.0	6.667	44 =	47.268	34	0
61	Maison	Giannelli	Northampton	L1 Club	10.0	7.367	44 =	10.0	9.150	27 =	10.0	6.750	42 =	10.0	9.050	34 =	10.0	7.167	32 =	10.0	7.567	21	47.051	35	0
100	Tai	Anderson	Abingdon	L1 Club	10.0	8.200	24	10.0	8.400	51 =	10.0	7.800	18 =	10.0	9.350	14 =	10.0	6.400	47	10.0	6.867	41	47.017	36	0
52	William	Bernasconi	Marriotts	L1 Club	10.0	7.100	52	10.0	9.450	11 =	10.0	6.700	44 =	10.0	8.900	43 =	10.0	7.500	24 =	10.0	7.267	31	46.917	37	0
47	Jean-Lewis	Mclaughlin	Hamilton	L1 Club	10.0	7.267	47 =	10.0	8.500	48 =	10.0	7.500	27 =	10.0	8.900	43 =	10.0	7.167	32 =	10.0	7.034	34 =	46.368	38	0
41	Wil	Davis	Pen-y-Bont	L1 Club	10.0	7.967	29 =	10.0	8.750	40	10.0	6.600	47	10.0	8.750	48 =	10.0	7.067	37	10.0	6.967	38 =	46.101	39	0
37	Charlie	Newman	Huntingdon	L1 Club	10.0	7.500	40	10.0	8.650	43 =	10.0	6.700	44 =	10.0	8.750	48 =	10.0	8.234	13	10.0	6.167	48	46.001	40	0
104	Alex	Strugureon	Camden	L1 Club	10.0	7.267	47 =	10.0	7.500	58	10.0	8.100	13 =	10.0	8.650	53 =	10.0	7.434	26	10.0	6.767	43	45.718	41	0
103	Harold	Winsey	Abingdon	L1 Club	10.0	7.434	42 =	10.0	8.700	41 =	10.0	7.550	24 =	10.0	9.250	23 =	10.0	6.967	38	10.0	5.700	54	45.601	42	0
45	Daniel	Jennings	Uttoxeter	L1 Club	10.0	8.534	11	10.0	9.300	19 =	10.0	6.100	54	10.0	9.500	6 =	10.0	6.734	41	9.0	5.400	57 =	45.568	43	0

# 2016 London Development Open

## Mens Artistic



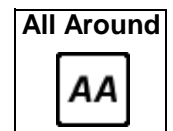
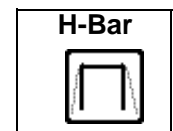
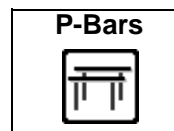
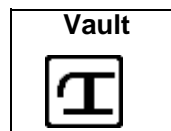
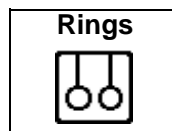
57	Elliot	Curson	Waveney	L1 Club	10.0	7.367	44 =	10.0	9.000	33 =	10.0	7.000	40 =	10.0	8.700	52 =	10.0	7.134	34 =	10.0	6.267	47 =	45.468	44 =	0
44	James	Davies	Uttoxeter	L1 Club	10.0	8.334	14 =	10.0	9.550	6 =	10.0	6.200	52 =	10.0	9.050	34 =	10.0	6.634	44 =	9.0	5.534	56 =	45.302	45 =	0
51	Bruno	Osman-Hopes	Worcestershire	L1 Club	10.0	7.467	41 =	10.0	8.200	53 =	10.0	6.550	48 =	10.0	8.600	55 =	10.0	7.534	22 =	10.0	6.934	40 =	45.285	46 =	0
53	Jeddy	White	Marriotts	L1 Club	10.0	7.267	47 =	10.0	9.350	16 =	10.0	6.700	44 =	10.0	8.550	56 =	8.5	5.934	53 =	10.0	7.400	25 =	45.201	47 =	0
54	Oscar	Sampson	Notts	L1 Club	10.0	7.834	33 =	10.0	9.200	25 =	10.0	7.100	38 =	10.0	7.950	61 =	10.0	6.234	49 =	10.0	6.667	44 =	44.985	48 =	0
43	Ryan	Crooks	Milton Keynes	L1 Club	10.0	8.134	27 =	10.0	8.200	53 =	10.0	6.200	52 =	10.0	8.400	59 =	10.0	6.700	42 =	10.0	6.967	38 =	44.601	49 =	0
46	Dylan	Yang	Harrow	L1 Club	10.0	7.734	35 =	10.0	8.900	37 =	10.0	5.100	61 =	10.0	8.950	40 =	8.5	6.200	50 =	10.0	7.300	30 =	44.184	50 =	0
114	Adam	Polikov	Flying Angels	L1 Club	10.0	7.967	29 =	10.0	8.500	48 =	10.0	6.450	50 =	10.0	9.500	6 =	10.0	6.067	51 =	10.0	5.634	55 =	44.118	51 =	0
40	Jacob	Marsh	Rugby	L1 Club	8.0	5.534	57 =	10.0	9.100	29 =	10.0	6.000	55 =	10.0	8.750	48 =	10.0	7.934	16 =	10.0	5.800	52 =	43.118	52 =	0
102	Emilio	Quashie	Abingdon	L1 Club	10.0	7.434	42 =	10.0	9.050	31 =	10.0	6.300	51 =	10.0	8.950	40 =	8.5	4.134	61 =	10.0	7.134	32 =	43.002	53 =	0
118	Sam	Allan	Erewash Valley	L1 Club	10.0	7.200	50 =	10.0	8.100	55 =	10.0	7.250	35 =	10.0	8.850	46 =	10.0	4.967	58 =	10.0	6.000	49 =	42.367	54 =	0
106	Oliver	Oke	Bulmershe	L1 Club	10.0	6.800	55 =	10.0	7.900	57 =	10.0	7.100	38 =	10.0	8.550	56 =	10.0	5.934	53 =	10.0	5.900	50 =	42.184	55 =	0
36	Cole	Jones	Maldwyn Dragons	L1 Club	8.0	5.034	59 =	10.0	8.950	35 =	10.0	7.400	30 =	10.0	8.350	60 =	10.0	6.000	52 =	10.0	5.834	51 =	41.568	56 =	0
128	Frank	Porter	Colchester	L1 Club	10.0	6.900	54 =	10.0	7.950	56 =	10.0	5.500	59 =	10.0	9.050	34 =	10.0	5.600	55 =	10.0	5.400	57 =	40.400	57 =	0
116	Che	Liston-Lazarides	Flying Angels	L1 Club	10.0	6.967	53 =	10.0	8.550	46 =	10.0	5.450	60 =	10.0	8.800	47 =	8.0	4.867	59 =	10.0	5.734	53 =	40.368	58 =	0
127	Vanya	Wilson	Colchester	L1 Club	8.0	4.900	60 =	10.0	6.750	59 =	10.0	6.000	55 =	10.0	9.350	14 =	10.0	5.534	56 =	8.0	3.834	60 =	36.368	59 =	0
38	Oliver	14	Huntingdon	L1 Club	10.0	7.167	51 =	10.0	6.000	61 =	10.0	5.700	58 =	10.0	8.550	56 =	10.0	5.367	57 =	9.0	2.567	61 =	35.351	60 =	0
115	Xavier	Liston-Lazarides	Flying Angels	L1 Club	8.0	4.334	61 =	10.0	6.500	60 =	10.0	6.000	55 =	10.0	8.950	40 =	10.0	4.767	60 =	10.0	4.734	59 =	35.285	61 =	0

L3 Elite

No	Name	Club	Comp	D	FX		D	PH		D	SR		D	VT		D	PB		D	HB		AA		Pts	
153	Scott	Gordon-Menzies	Tolworth	L3 Elite	10.0	8.650	1	10.0	8.884	12	10.0	9.050	3 =	10.0	10.000	1 =	10.0	8.967	1 =	10.0	9.300	2 =	54.851	1 =	6
151	Winston	Powell	City of Birmingham	L3 Elite	10.0	8.600	2	10.0	9.450	1	10.0	9.150	2 =	10.0	9.667	14 =	10.0	8.400	7 =	10.0	9.067	6 =	54.334	2 =	5
155	Charlie	Harvey-Lloyd	Pipers Vale	L3 Elite	10.0	7.900	12	10.0	8.667	15	10.0	9.350	1 =	10.0	9.967	2 =	10.0	8.634	4 =	10.0	9.167	4 =	53.685	3 =	4
148	Oakley	Banks	Pegasus	L3 Elite	10.0	8.150	10	10.0	9.067	7	10.0	9.050	3 =	10.0	9.667	14 =	10.0	8.867	3 =	10.0	8.867	7 =	53.668	4 =	3
159	Danny	Crouch	South Essex	L3 Elite	10.0	8.450	4 =	10.0	9.334	3 =	10.0	7.700	20 =	10.0	9.934	3 =	10.0	7.667	12 =	10.0	9.467	1 =	52.552	5 =	2
156	Luca	Hammond	Pipers Vale	L3 Elite	10.0	8.500	3 =	10.0	9.100	5 =	10.0	8.900	6 =	10.0	9.900	5 =	10.0	7.600	13 =	10.0	8.234	17 =	52.234	6 =	1
150	Patrick	Watkinson	Diamonds	L3 Elite	10.0	8.250	8 =	10.0	8.217	18	10.0	8.700	8 =	10.0	9.467	19 =	10.0	8.167	9 =	10.0	9.167	4 =	51.968	7 =	0
147	Joshua	Binns	Bury	L3 Elite	9.5	7.550	17	10.0	9.050	8	10.0	8.400	13 =	10.0	9.834	6 =	10.0	7.700	11 =	10.0	9.267	3 =	51.801	8 =	0
145	Reuben	Ward	Leeds	L3 Elite	10.0	8.050	11	10.0	9.417	2 =	10.0	8.450	11 =	10.0	9.800	8 =	10.0	6.900	17 =	10.0	8.834	8 =	51.451	9 =	0
163	Luke	Marsh	Rugby	L3 Elite	10.0	8.300	7	10.0	8.717	14	10.0	7.950	17 =	10.0	9.934	3 =	10.0	8.367	8 =	10.0	7.934	18 =	51.202	10 =	0
136	Harrison	Harris	Valleys	L3 Elite	10.0	8.250	8 =	10.0	8.900	11	10.0	8.950	5 =	10.0	9.600	18 =	10.0	7.100	16 =	10.0	8.267	16 =	51.067	11 =	0
162	Alexander	Yolshina-Cash	Rugby	L3 Elite	10.0	7.650	14 =	10.0	9.100	5 =	9.0	7.150	23 =	10.0	9.734	12 =	10.0	8.900	2 =	10.0	8.300	15 =	50.834	12 =	0
141	Toby	Splain	Woking	L3 Elite	10.0	7.350	18	10.0	8.950	9	10.0	7.850	19 =	10.0	9.634	17 =	10.0	7.767	10 =	10.0	8.700	10 =	50.251	13 =	0
149	Ethan	McGrogan	Rathgael	L3 Elite	10.0	8.400	6 =	10.0	8.450	16	10.0	7.650	21 =	10.0	9.467	19 =	10.0	7.567	14 =	10.0	8.667	11 =	50.201	14 =	0
152	Dylan	Kazmierowski-Tuck	Earls	L3 Elite	10.0	7.800	13	10.0	7.250	22	10.0	8.200	14 =	10.0	9.800	8 =	10.0	8.467	6 =	10.0	8.600	12 =	50.117	15 =	0
140	Joshua	Porter	Woking	L3 Elite	10.0	7.650	14 =	10.0	9.284	4 =	10.0	8.450	11 =	10.0	9.834	6 =	9.0	5.500	22 =	10.0	8.834	8 =	49.552	16 =	0
146	Charlie	Firth	Bury	L3 Elite	10.0	8.450	4 =	10.0	7.634	20	10.0	8.800	7 =	10.0	9.767	11 =	9.0	6.167	20 =	10.0	8.567	13 =	49.385	17 =	0
143	Bailey	Yates	Retford	L3 Elite	9.0	5.600	26 =	10.0	8.917	10	10.0	8.700	8 =	10.0	9.800	8 =	10.0	8.600	5 =	10.0	7.467	21 =	49.084	18 =	0
138	Bradley	Cooper	Huntingdon	L3 Elite	9.5	6.400	24	10.0	7.484	21	10.0	8.000	16 =	10.0	9.667	14 =	10.0	7.534	15 =	10.0	7.100	22 =	46.185	19 =	0
137	Rayane	Arab	Hendon	L3 Elite	10.0	6.950	21	10.0	8.867	13	10.0	6.900	24 =	10.0	8.300	26 =	10.0	6.867	18 =	10.0	6.567	24 =	44.451	20 =	0
157	Edmund	Seabourne	Pipers Vale	L3 Elite	10.0	6.900	22 =	10.0	8.084	19	10.0	8.600	10 =	10.0	9.334	21 =	8.0	3.600	25 =	10.0	7.700	19 =	44.218	21 =	0
154	Peter	Ritch	Lasswade	L3 Elite	10.0	6.250	25 =	10.0	6.917	23 =	10.0	6.900	24 =	10.0	9.300	23 =	9.0	4.600	23 =	10.0	7.067	23 =	41.034	22 =	0
161	Joss	Phillips	Rugby	L3 Elite	10.0	6.550	23 =	9.0	4.384	27	10.0	6.900	24 =	10.0	8.934	24 =	10.0	5.967	21 =	10.0	7.634	20 =	40.369	23 =	0
164	Ben	Horsted	Sutton	L3 Elite	10.0	7.000	20 =	9.0	4.950	26	10.0	7.950	17 =	10.0	9.334	21 =	7.0	2.000	27 =	10.0	8.367	14 =	39.601	24 =	0
144	Rory	Hall	West Lothian	L3 Elite	10.0	7.650	14 =	10.0	5.150	25	10.0	7.650	21 =	10.0	9.734	12 =	8.0	2.567	26 =	7.0	5.867	26 =	38.618	25 =	0
135	Callum	Evans	Valleys	L3 Elite	10.0	7.300	19 =	10.0	8.334	17	10.0	8.050	15 =	10.0	8.767	25 =	9.0	3.934	24 =	0.0	0.000	27 =	36.385	26 =	0
160	Dylan	Taylor-Walton	Rugby	L3 Elite	0.0	0.000	27 =	10.0	6.917	23 =	9.0	6.350	27 =	0.0	0.000	27 =	10.0	6.600	19 =	10.0	6.200	25 =	26.067	27 =	0

# 2016 London Development Open

## Mens Artistic



L2 Club

No	Name	Club	Comp	D	FX		D	PH		D	SR		D	VT		D	PB		D	HB		AA		Pts	
237	Alexei	Baranov	Europa	L2 Club	10.0	8.467	23 =	10.0	9.367	12 =	10.0	7.600	7	10.0	9.600	13	10.0	8.967	2	10.0	8.900	4	52.901	1	6
169	James	Buttle	Hawth	L2 Club	10.0	8.334	29 =	10.0	9.000	21 =	10.0	8.067	2	10.0	9.567	14 =	10.0	8.534	7 =	10.0	8.534	8 =	52.036	2	5
247	William	Johnson	City Of Newcastle	L2 Club	10.0	8.100	44 =	10.0	9.367	12 =	10.0	7.667	5	10.0	9.867	2	10.0	8.500	9	10.0	8.434	10	51.935	3	4
166	Noah	Higgs	Valleys	L2 Club	10.0	8.100	44 =	10.0	9.400	11	10.0	7.434	10	10.0	9.334	26 =	10.0	8.534	7 =	10.0	9.067	3	51.869	4	3
249	Tyler	Lane	City Of Newcastle	L2 Club	10.0	8.467	23 =	10.0	9.434	8 =	10.0	7.034	14 =	10.0	9.334	26 =	10.0	8.667	4	10.0	8.700	5 =	51.636	5	2
192	Finley	Jones	South Essex	L2 Club	10.0	8.234	35 =	10.0	8.800	29 =	10.0	8.067	2	10.0	9.534	16 =	10.0	8.000	24 =	10.0	8.700	5 =	51.335	6	1
175	Euan	Courtney	Fromeside	L2 Club	10.0	9.267	2	10.0	9.434	8 =	10.0	7.400	11	10.0	9.634	11 =	10.0	8.167	18 =	10.0	7.334	30 =	51.236	7	0
238	Daniel	Hayden	Europa	L2 Club	10.0	8.800	14 =	10.0	9.500	7	10.0	7.634	6	10.0	9.334	26 =	10.0	8.567	5 =	10.0	7.367	29	51.202	8	0
191	Thomas	Makhan	South Essex	L2 Club	10.0	7.400	60 =	10.0	9.067	19 =	10.0	8.434	1	10.0	9.734	6 =	10.0	7.300	43 =	10.0	9.134	2	51.069	9	0
251	Charlie	Swarbrook	Uttoxeter	L2 Club	10.0	8.867	9 =	10.0	9.667	3 =	10.0	7.567	8	10.0	9.900	1	10.0	8.767	3	10.0	6.234	51	51.002	10	0
198	Kian	Keogh	Notts	L2 Club	10.0	8.134	41 =	10.0	9.700	2	10.0	6.734	23	10.0	9.700	8 =	10.0	8.300	13 =	10.0	7.934	18	50.502	11 =	0
165	Wil	Wheeler	Valleys	L2 Club	10.0	8.200	39 =	10.0	9.600	5	10.0	6.900	19	10.0	9.434	19 =	10.0	7.834	28	10.0	8.534	8 =	50.502	11 =	0
268	Charles	Gardner	Notts	L2 Club	10.0	9.367	1	10.0	9.334	14	10.0	5.834	50	10.0	9.734	6 =	10.0	8.134	20 =	10.0	7.767	21	50.170	13	0
167	Harvey	Gough	Valleys	L2 Club	10.0	8.667	19	10.0	9.834	1	7.5	5.234	66	10.0	8.600	50 =	10.0	8.467	10	10.0	9.367	1	50.169	14	0
236	Luke	Longhurst	Europa	L2 Club	10.0	8.534	22	10.0	8.467	44 =	10.0	6.800	21	10.0	9.100	39	10.0	9.067	1	10.0	8.000	14 =	49.968	15	0
234	Victor	Prodanov	Hendon	L2 Club	10.0	8.867	9 =	10.0	9.434	8 =	10.0	6.534	31 =	10.0	8.600	50 =	10.0	8.267	15 =	10.0	8.034	12 =	49.736	16	0
266	Kian	Andrews	Dynamo	L2 Club	10.0	8.634	20	10.0	8.767	31 =	10.0	7.334	12	10.0	9.534	16 =	10.0	8.167	18 =	10.0	7.100	37 =	49.536	17	0
193	Sonny	Warboys	Waveney	L2 Club	10.0	8.734	16 =	10.0	8.334	53 =	10.0	7.267	13	10.0	9.200	34	10.0	7.800	29	10.0	8.067	11	49.402	18	0
170	Finley	Homfray-Cooper	Marriotts	L2 Club	9.0	7.634	56 =	10.0	8.700	33 =	10.0	7.867	4	10.0	9.400	23 =	10.0	8.567	5 =	9.0	6.900	41 =	49.068	19	0
243	Ethan	Billington	Birkenhead	L2 Club	10.0	8.967	8	10.0	8.534	40 =	10.0	6.634	26 =	10.0	9.400	23 =	10.0	7.334	41 =	10.0	8.000	14 =	48.869	20	0
264	Joseph	Wilson	Dynamo	L2 Club	10.0	8.734	16 =	10.0	9.000	21 =	10.0	6.600	29 =	10.0	9.467	18	10.0	8.000	24 =	10.0	6.834	43	48.635	21	0
171	Oliver	Markham	Abingdon	L2 Club	10.0	8.867	9 =	10.0	8.434	48 =	10.0	6.534	31 =	10.0	9.434	19 =	10.0	7.300	43 =	10.0	8.000	14 =	48.569	22	0
265	Sam	Mould	Dynamo	L2 Club	10.0	8.034	48	10.0	9.167	16 =	10.0	7.034	14 =	10.0	9.667	10	10.0	7.100	50 =	10.0	7.434	27 =	48.436	23 =	0
182	Jack	Morgan	Erewash Valley	L2 Club	10.0	9.134	4	10.0	9.534	6	10.0	5.800	51 =	10.0	9.334	26 =	10.0	7.300	43 =	10.0	7.334	30 =	48.436	23 =	0
178	Thomas	Jenkins	Milton Keynes	L2 Club	10.0	8.234	35 =	10.0	9.134	18	10.0	6.600	29 =	10.0	9.134	36 =	10.0	7.667	31 =	10.0	7.500	26	48.269	25	0
261	Jamie	Croll	Pipers Vale	L2 Club	10.0	8.267	33 =	10.0	8.467	44 =	10.0	6.667	25	10.0	9.167	35	10.0	8.267	15 =	10.0	7.334	30 =	48.169	26	0
189	James	Jackson	Earls	L2 Club	10.0	8.134	41 =	10.0	9.067	19 =	10.0	6.100	41	10.0	9.434	19 =	10.0	8.034	22 =	10.0	7.167	34 =	47.936	27	0
241	William	Ray	Lincoln	L2 Club	10.0	8.600	21	10.0	8.667	36 =	10.0	5.634	54 =	10.0	9.767	4 =	10.0	7.600	34 =	10.0	7.667	23 =	47.935	28	0
194	Murphy	Keeler-Reynolds	Waveney	L2 Club	10.0	8.434	25 =	10.0	8.500	42 =	10.0	6.534	31 =	10.0	9.334	26 =	10.0	7.100	50 =	10.0	7.667	23 =	47.569	29	0
246	Stuart	Robson-Bain	City Of Newcastle	L2 Club	10.0	9.100	5	10.0	8.167	57	10.0	6.000	44 =	10.0	9.434	19 =	10.0	7.600	34 =	10.0	7.200	33	47.501	30	0
174	Amari	Ford	Flying Angels	L2 Club	10.0	7.834	53	10.0	8.534	40 =	10.0	6.934	18	10.0	8.767	45 =	10.0	8.134	20 =	9.0	6.767	44	46.970	31	0
233	Stanley	Nelson	Hendon	L2 Club	10.0	8.400	27 =	10.0	8.934	24	10.0	5.300	64	10.0	8.767	45 =	10.0	7.467	37 =	10.0	8.034	12 =	46.902	32	0
180	William	Dumayne	Northampton	L2 Club	10.0	8.100	44 =	10.0	8.067	59 =	10.0	6.467	35	10.0	9.134	36 =	10.0	7.267	46	10.0	7.667	23 =	46.702	33	0
200	Jack	Reyes	Notts	L2 Club	10.0	7.400	60 =	10.0	8.634	38	10.0	5.600	56	10.0	8.767	45 =	10.0	7.534	36	10.0	8.667	7	46.602	34 =	0
202	Charlie	Williams	Pen-y-Bont	L2 Club	10.0	8.700	18	10.0	6.834	73	10.0	5.100	67 =	10.0	9.767	4 =	10.0	8.367	12	10.0	7.834	20	46.602	34 =	0
245	William	Bell	Birkenhead	L2 Club	10.0	9.200	3	10.0	8.400	50 =	10.0	6.634	26 =	10.0	8.234	64 =	10.0	7.634	33	10.0	6.467	47 =	46.569	36	0
273	David	Lovejoy	Camden	L2 Club	10.0	8.067	47	10.0	8.500	42 =	10.0	5.567	57	10.0	8.567	53 =	10.0	7.667	31 =	10.0	8.000	14 =	46.368	37	0
184	Jake	Taddei-Henry	Harrow	L2 Club	10.0	9.067	6	10.0	7.034	72	10.0	6.334	37	10.0	9.134	36 =	10.0	8.434	11	10.0	5.834	56	45.837	38	0
173	Darcy	Reid	Norwich	L2 Club	10.0	8.000	49	10.0	9.167	16 =	10.0	7.000	16	10.0	8.134	66 =	10.0	7.334	41 =	10.0	6.200	52	45.835	39	0
272	William	Tang	Camden	L2 Club	10.0	8.200	39 =	10.0	8.700	33 =	10.0	5.400	60	10.0	8.134	66 =	10.0	8.300	13 =	10.0	7.100	37 =	45.834	40	0
262	Jamie	Wilmer	Pipers Vale	L2 Club	10.0	8.134	41 =	10.0	8.367	52	10.0	6.834	20	10.0	8.067	69	10.0	8.034	22 =	10.0	6.334	50	45.770	41	0
252	Sam	Tarling	Uttoxeter	L2 Club	10.0	8.867	9 =	10.0	8.300	55	10.0	6.034	43	10.0	8.267	62 =	10.0	7.734	30	10.0	6.467	47 =	45.669	42	0
197	Louis	O'Keeffe	Notts	L2 Club	10.0	8.867	9 =	10.0	7.734	63	10.0	5.967	46 =	10.0	9.800	3	10.0	6.034	60 =	10.0	7.067	39	45.469	43	0

# 2016 London Development Open

## Mens Artistic

Floor



Pommels



Rings



Vault



P-Bars



H-Bar




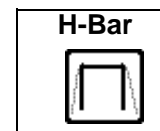
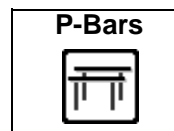
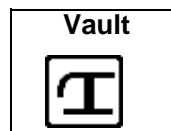
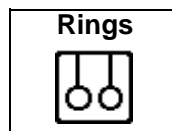
All Around



186	Harley	Simpson	Bulmershe	L2 Club	10.0	7.867	51 =	10.0	8.400	50 =	10.0	6.634	26 =	10.0	9.400	23 =	10.0	6.200	58	10.0	6.600	45	45.101	44	0
199	Kaydon	Kennedy	Notts	L2 Club	10.0	7.700	54	10.0	8.900	25 =	10.0	5.000	70	10.0	9.567	14 =	10.0	7.434	39 =	10.0	6.467	47 =	45.068	45	0
250	Jacob	Fear	Uttoxeter	L2 Club	10.0	8.334	29 =	10.0	8.700	33 =	10.0	6.000	44 =	10.0	9.234	33	10.0	7.100	50 =	10.0	5.534	59	44.902	46	0
201	Osian	Parry	Llantrisant	L2 Club	8.0	5.434	77	10.0	7.834	62	10.0	6.234	38	10.0	9.300	32	10.0	7.934	27	10.0	7.434	27 =	44.170	47	0
190	Harry	Eyres	Manx	L2 Club	9.0	6.434	72	10.0	9.667	<b>3</b> =	10.0	7.500	9	10.0	8.800	44	10.0	8.234	17	8.5	3.534	71	44.169	48	0
260	Kael	Barrado	Pipers Vale	L2 Club	10.0	8.234	35 =	10.0	7.700	64	10.0	5.500	58	10.0	8.334	60	10.0	7.134	48 =	10.0	7.034	40	43.936	49	0
168	Andrew	Dickie	Hamilton	L2 Club	10.0	9.000	7	10.0	5.300	77	10.0	5.734	53	10.0	8.867	42 =	10.0	7.467	37 =	10.0	7.167	34 =	43.535	50	0
271	Myles	Langsam	Camden	L2 Club	10.0	7.867	51 =	10.0	8.334	53 =	10.0	5.934	48	10.0	8.500	55	10.0	5.000	65	10.0	7.734	22	43.369	51	0
258	Maloney	Megson	Diamonds	L2 Club	9.0	7.500	58	10.0	8.767	31 =	10.0	5.800	51 =	10.0	8.234	64 =	10.0	5.034	64	10.0	7.900	19	43.235	52	0
183	Alfie	Taylor	Worcestershire	L2 Club	10.0	8.234	35 =	10.0	9.267	15	10.0	4.634	74	10.0	9.700	8 =	10.0	7.167	47	10.0	4.000	69	43.002	53	0
188	Louie	Knowles	Portsmouth	L2 Club	10.0	7.967	50	10.0	7.600	66	10.0	6.067	42	10.0	8.867	42 =	10.0	7.100	50 =	10.0	5.400	61 =	43.001	54	0
263	Nathan	Young	Pipers Vale	L2 Club	10.0	8.800	14 =	10.0	8.267	56	10.0	6.767	22	10.0	8.967	41	10.0	8.000	24 =	10.0	2.100	74	42.901	55	0
253	James	Tree	Colchester	L2 Club	10.0	7.667	55	10.0	7.900	61	10.0	6.134	40	10.0	9.034	40	10.0	7.434	39 =	8.5	4.134	68	42.303	56	0
270	Ethan	Norris	Notts	L2 Club	10.0	8.400	27 =	10.0	8.467	44 =	10.0	6.400	36	10.0	8.367	58 =	10.0	4.934	66	10.0	5.734	57	42.302	57	0
248	Finlay	Martin	City Of Newcastle	L2 Club	10.0	8.334	29 =	10.0	8.434	48 =	10.0	6.700	24	10.0	8.300	61	10.0	4.267	70	10.0	6.067	53	42.102	58	0
187	Paddy	Norton	Bulmershe	L2 Club	10.0	7.334	62 =	10.0	8.867	27 =	10.0	5.367	61 =	10.0	8.700	48	10.0	6.600	56 =	10.0	4.900	66	41.768	59	0
172	Joshua	Mitchell	Abingdon	L2 Club	10.0	7.467	59	10.0	8.467	44 =	10.0	6.500	34	10.0	8.600	50 =	10.0	4.367	69	10.0	6.034	54 =	41.435	60 =	0
269	Archie	Latter	Notts	L2 Club	10.0	6.700	69	10.0	8.900	25 =	10.0	5.100	67 =	10.0	8.567	53 =	10.0	7.134	48 =	10.0	5.034	64 =	41.435	60 =	0
259	James	Brooks	Diamonds	L2 Club	9.0	7.134	67	10.0	7.400	68 =	10.0	6.200	39	10.0	8.367	58 =	10.0	6.067	59	10.0	5.300	63	40.468	62	0
240	Lucas	Ramirez Capes	Lincoln	L2 Club	10.0	8.434	25 =	10.0	6.400	75	10.0	5.100	67 =	10.0	8.667	49	10.0	4.534	67	10.0	7.134	36	40.269	63	0
179	Jack	Wright	Northampton	L2 Club	10.0	8.267	33 =	10.0	7.367	70	10.0	4.800	73	10.0	8.267	62 =	10.0	5.867	62	10.0	5.600	58	40.168	64	0
232	Dante Langlais	John Jules	Hendon	L2 Club	10.0	7.334	62 =	10.0	8.800	29 =	10.0	4.900	72	10.0	9.634	11 =	10.0	3.500	74 =	10.0	5.034	64 =	39.202	65	0
242	Thomas	Deville	Lincoln	L2 Club	10.0	7.334	62 =	10.0	7.634	65	10.0	5.634	54 =	10.0	7.000	73 =	10.0	6.034	60 =	10.0	5.400	61 =	39.036	66	0
185	Michael	Payne	Harrow	L2 Club	9.0	6.267	73	10.0	8.867	27 =	10.0	4.934	71	10.0	8.467	56	10.0	6.900	54	8.5	3.200	73	38.635	67	0
239	Phoenix	Kavanagh-Clark	Lincoln	L2 Club	10.0	7.634	56 =	10.0	7.067	71	10.0	5.367	61 =	10.0	9.334	26 =	10.0	3.500	74 =	10.0	5.500	60	38.402	68	0
235	Nam	Nguyen	Hendon	L2 Club	9.0	6.534	71	10.0	8.667	36 =	10.0	5.967	46 =	10.0	7.000	73 =	10.0	3.900	72	10.0	6.034	54 =	38.102	69	0
244	Harry	Lewis	Birkenhead	L2 Club	9.0	6.600	70	10.0	6.467	74	10.0	5.467	59	10.0	7.967	70	10.0	4.434	68	10.0	6.900	41 =	37.835	70	0
257	Joseph	Tuton	Diamonds	L2 Club	9.0	7.267	65	10.0	8.100	58	10.0	5.867	49	10.0	6.967	75	10.0	2.834	77	10.0	6.500	46	37.535	71	0
181	Albert	Biryukova-Wang	Erewash Valley	L2 Club	10.0	8.300	32	10.0	8.967	23	10.0	4.134	77	10.0	7.667	71	10.0	4.167	71	10.0	4.200	67	37.435	72	0
196	Peter	Andrews	Salto	L2 Club	9.0	6.167	74	10.0	7.500	67	10.0	6.967	17	10.0	7.200	72	10.0	6.767	55	2.0	0.534	76	35.135	73	0
177	Michael	Ward	Milton Keynes	L2 Club	9.0	5.967	75	10.0	8.600	39	10.0	5.334	63	10.0	6.934	76	10.0	3.800	73	10.0	3.667	70	34.302	74	0
255	Dexter	Inman	Colchester	L2 Club	10.0	6.900	68	10.0	5.067	78	10.0	5.267	65	10.0	8.400	57	10.0	6.600	56 =	10.0	1.467	75	33.701	75	0
254	Zach	Brazier	Colchester	L2 Club	10.0	7.167	66	10.0	8.067	59 =	10.0	4.267	76	10.0	8.100	68	10.0	5.534	63	5.0	0.000	77 =	33.135	76	0
195	Louis	Miles-Owen	Maldwyn Dragons	L2 Club	8.0	3.700	78	10.0	7.400	68 =	10.0	4.100	78	10.0	6.867	77	10.0	2.434	78	10.0	3.367	72	27.868	77	0
256	Kai	John	Colchester	L2 Club	9.0	5.534	76	10.0	5.800	76	10.0	4.434	75	10.0	6.034	78	10.0	3.234	76	5.5	0.000	77 =	25.036	78	0

# 2016 London Development Open

## Mens Artistic



L4 Elite


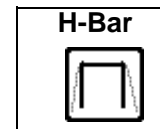
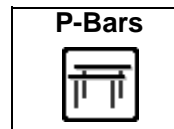
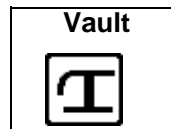
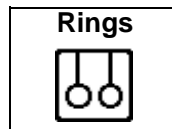
No	Name	Club	Comp	D	FX		D	PH		D	SR		D	VT		D	PB		D	HB		AA		Pts
205	Jamie Brennan	Harrow	L4 Elite	10.0	8.150	5	10.0	8.700	2	10.0	8.550	2	10.0	9.483	6	10.0	8.950	2	10.0	8.934	3	52.767	1	6
220	Simon Toussaint	Diamonds	L4 Elite	10.0	8.600	1	10.0	7.167	12	10.0	8.600	1	10.0	9.750	1	10.0	9.100	1	10.0	9.134	1	52.351	2	5
204	Finlay Dunne	Bury	L4 Elite	10.0	8.000	6	10.0	8.900	1	10.0	8.200	5	10.0	9.100	13	10.0	8.450	4	10.0	8.200	12	50.850	3	4
207	Nimeire Mavounda	Hendon	L4 Elite	10.0	7.800	10	10.0	8.600	3	10.0	7.900	6	10.0	9.567	4	10.0	8.000	9	10.0	8.767	6	50.634	4	3
218	Rhys Griffiths	Swansea Centre	L4 Elite	10.0	8.200	3	10.0	8.100	5	10.0	7.600	10	10.0	9.300	10	10.0	8.000	9	10.0	8.934	3	50.134	5	2
216	Frederick Nelson	City Of Newcastle	L4 Elite	10.0	7.350	13	10.0	7.534	9	10.0	8.450	4	10.0	9.467	7	10.0	8.200	6	10.0	8.800	5	49.801	6	1
210	Kieran Burch	Huntingdon	L4 Elite	10.0	7.400	12	10.0	7.634	7	10.0	7.400	12	10.0	9.583	3	10.0	8.600	3	10.0	8.667	8	49.284	7	0
203	Lazarus Benjamin	Bury	L4 Elite	10.0	8.550	2	10.0	8.600	3	8.0	6.250	20	10.0	9.067	14	10.0	7.400	14	10.0	9.000	2	48.867	8	0
215	George Ross	City Of Newcastle	L4 Elite	9.0	6.150	18	10.0	7.934	6	10.0	6.700	17	10.0	9.717	2	10.0	7.700	12	10.0	8.534	9	46.735	9	0
230	Michael Ridgway	Marriotts	L4 Elite	10.0	8.200	3	10.0	7.467	10	10.0	7.500	11	10.0	8.733	19	9.0	6.300	19	10.0	8.467	10	46.667	10	0
206	Myron Francis	Harrow	L4 Elite	10.0	6.950	15	10.0	7.567	8	10.0	7.650	9	10.0	9.416	8	10.0	8.200	6	10.0	6.767	17	46.550	11	0
219	Oscar Harper	Swansea Centre	L4 Elite	10.0	7.900	9	8.0	3.700	18	10.0	8.500	3	10.0	8.983	15	10.0	8.150	8	10.0	8.734	7	45.967	12	0
208	Niall Hooton	Huntingdon	L4 Elite	9.0	5.950	19	10.0	7.400	11	10.0	7.150	14	10.0	8.950	17	10.0	7.650	13	10.0	8.034	14	45.134	13	0
217	Liam Beard	Swansea Centre	L4 Elite	10.0	8.000	6	9.0	5.600	14	10.0	7.800	7	10.0	9.366	9	10.0	8.350	5	7.5	5.034	19	44.150	14	0
229	Sammy Morgan	Barry YMCA	L4 Elite	10.0	6.700	16	9.0	5.834	13	10.0	6.550	18	10.0	8.916	18	10.0	7.850	11	10.0	8.300	11	44.150	14	0
231	Liam Jury	Notts	L4 Elite	10.0	7.950	8	8.0	3.734	17	10.0	7.000	15	10.0	9.116	12	10.0	7.400	14	10.0	7.034	16	42.234	16	0
221	Anton Anderson	South Essex	L4 Elite	9.0	4.950	20	9.0	4.334	16	10.0	6.750	16	10.0	8.983	15	10.0	7.200	16	10.0	8.134	13	40.351	17	0
213	Cody Trueman	Hawth	L4 Elite	10.0	6.200	17	10.0	4.800	15	10.0	7.200	13	10.0	9.150	11	9.0	4.650	20	10.0	7.134	15	39.134	18	0
212	Aled Davies-Williams	Birkenhead	L4 Elite	10.0	7.100	14	7.0	1.734	19	10.0	7.700	8	10.0	9.566	5	9.0	6.350	18	9.5	6.534	18	38.984	19	0
228	Callum Archer	Xcel	L4 Elite	10.0	7.600	11	0.0	0.000	20	10.0	6.400	19	0.0	4.816	20	10.0	6.450	17	3.0	3.000	20	28.266	20	0

L5 Elite

No	Name	Club	Comp	D	FX		D	PH		D	SR		D	VT		D	PB		D	HB		AA		Pts
223	Elliot Bullen	Swallows Of Helston	L5 Elite	10.0	9.000	2	10.0	7.434	1	10.0	8.750	1	10.0	9.267	4	10.0	7.700	2	10.0	8.834	1	50.985	1	6
224	Remell Robinson-Bailey	Earls	L5 Elite	10.0	8.350	3	10.0	7.234	3	10.0	8.050	4	10.0	9.667	1	10.0	8.000	1	10.0	8.500	3	49.801	2	5
222	Clayton Bell	Rugby	L5 Elite	10.0	9.550	1	10.0	6.200	5	10.0	8.750	1	10.0	9.467	3	9.0	5.150	4	10.0	8.600	2	47.717	3	4
227	James Puddy	Fromeside	L5 Elite	10.0	8.250	4	10.0	6.734	4	10.0	8.450	3	10.0	9.534	2	7.5	3.900	5	10.0	7.700	4	44.568	4	3
226	Rory Smith	Lasswade	L5 Elite	10.0	7.550	6	10.0	7.267	2	10.0	7.500	6	10.0	7.700	5	7.5	3.400	6	10.0	6.834	6	40.251	5	2
225	Lyle Harry	Dynamo	L5 Elite	10.0	7.800	5	8.0	4.900	6	10.0	7.550	5	0.0	0.000	6	10.0	7.500	3	9.0	7.100	5	34.850	6	1

# 2016 London Development Open

## Mens Artistic



L2 Elite

No	Name	Club	Comp	D	FX		D	PH		D	SR		D	VT		D	PB		D	HB		AA		Pts	
311	Brandon	King	City of Birmingham	L2 Elite	10.0	9.067	5	10.0	9.375	3	10.0	9.000	3	10.0	9.950	4	10.0	7.834	14	10.0	9.667	3	54.893	1	6
277	Oliver	Condon	Europa	L2 Elite	10.0	9.367	2	10.0	9.125	8	10.0	8.434	11	10.0	9.750	9	10.0	8.100	10	10.0	9.900	1	54.676	2	5
310	Zion	Aserie	City of Birmingham	L2 Elite	10.0	9.367	2	10.0	9.200	6	10.0	8.400	12	10.0	9.900	6	10.0	8.300	9	10.0	9.467	8	54.634	3	4
287	Joseph	Feery	Bury	L2 Elite	10.0	8.734	11	10.0	9.475	2	10.0	9.200	2	10.0	9.650	11	10.0	8.767	3	10.0	8.367	24	54.193	4	3
285	Oliver	Hallett	Earls	L2 Elite	10.0	8.900	8	10.0	8.925	12	10.0	8.667	7	10.0	9.700	10	10.0	8.634	6	10.0	9.234	13	54.060	5	2
314	Kieran	Davies	Waveney	L2 Elite	10.0	9.000	6	10.0	9.000	10	10.0	8.500	9	10.0	10.000	1	10.0	7.734	15	10.0	9.767	2	54.001	6	1
305	Daniel	Leighton-Scott	Pipers Vale	L2 Elite	10.0	8.434	18	10.0	8.075	27	10.0	9.000	3	10.0	9.950	4	10.0	8.867	2	10.0	9.567	4	53.893	7	0
280	Alexander	Niscoveanu	Cardiff Central	L2 Elite	10.0	8.300	20	10.0	8.750	18	10.0	8.734	6	10.0	10.000	1	10.0	8.400	8	10.0	9.500	7	53.684	8	0
293	Jonas	Rushworth	Diamonds	L2 Elite	10.0	9.134	4	10.0	9.250	5	10.0	8.134	16	10.0	9.300	18	10.0	8.667	5	10.0	8.900	23	53.385	9	0
282	Mounir	Bennadi	Heathrow	L2 Elite	10.0	7.934	25	10.0	9.500	1	10.0	8.767	5	10.0	9.250	21	10.0	8.634	6	10.0	9.200	15	53.285	10	0
308	Max	Jenkins	Rugby	L2 Elite	9.5	7.867	26	10.0	8.900	13	10.0	8.267	14	10.0	9.900	6	10.0	9.067	1	10.0	9.267	11	53.268	11	0
276	Thomas	O'Connor	Woking	L2 Elite	10.0	8.834	10	10.0	9.075	9	10.0	8.367	13	10.0	9.300	18	10.0	7.934	13	10.0	9.000	20	52.510	12	0
291	Elliot	Vernon	Retford	L2 Elite	10.0	8.367	19	10.0	8.800	15	10.0	8.167	15	10.0	9.400	16	10.0	8.767	3	10.0	8.967	22	52.468	13	0
286	James	Kirk	Earls	L2 Elite	10.0	8.600	14	10.0	9.200	6	10.0	8.567	8	10.0	9.350	17	10.0	7.534	18	10.0	9.034	18	52.285	14	0
312	Trumaine	Brown	City of Birmingham	L2 Elite	10.0	9.567	1	10.0	9.300	4	10.0	9.267	1	10.0	8.950	27	8.0	5.500	31	10.0	9.400	9	51.984	15	0
281	Trigg	Dudley	Heathrow	L2 Elite	10.0	8.167	23	10.0	8.700	19	10.0	7.867	20	10.0	9.150	23	10.0	8.100	10	10.0	9.134	16	51.118	16	0
278	Finnley	Dunning	Europa	L2 Elite	9.5	7.834	27	10.0	8.325	22	10.0	7.900	19	10.0	9.650	11	10.0	7.667	16	10.0	9.567	4	50.943	17	0
288	Harry	White	Colchester	L2 Elite	10.0	8.700	12	10.0	8.375	20	10.0	7.367	25	10.0	9.100	24	10.0	7.034	20	10.0	9.134	16	49.710	18	0
283	Colbi	Curtis	Notts	L2 Elite	10.0	8.567	16	10.0	8.250	24	10.0	6.834	31	10.0	9.300	18	10.0	6.234	25	10.0	9.534	6	48.719	19	0
284	Isaac	Sperrin	Bulmershe	L2 Elite	10.0	6.634	33	10.0	8.775	16	10.0	6.934	29	10.0	8.900	29	10.0	8.034	12	10.0	9.267	11	48.544	20	0
313	Lochlan	Brown	West Lothian	L2 Elite	9.5	7.067	31	10.0	8.175	25	10.0	8.500	9	10.0	9.600	14	10.0	6.500	22	10.0	8.234	26	48.076	21	0
309	Oliver	Pendleton	Rugby	L2 Elite	10.0	8.234	21	10.0	8.325	22	10.0	7.000	28	10.0	10.000	1	10.0	6.567	21	10.0	7.934	28	48.060	22	0
275	Santo	Fuoco	Woking	L2 Elite	10.0	9.000	6	10.0	8.950	11	10.0	6.500	32	10.0	9.650	11	10.0	6.334	23	10.0	7.334	31	47.768	23	0
279	Jack	Sheppard	Birkenhead	L2 Elite	10.0	8.600	14	10.0	8.775	16	10.0	7.100	27	10.0	9.200	22	10.0	5.667	30	10.0	8.234	26	47.576	24	0
274	Dylan	O'Rourke	Woking	L2 Elite	9.5	6.600	35	10.0	7.600	29	10.0	7.734	22	10.0	9.000	25	10.0	7.200	19	10.0	9.300	10	47.434	25	0
290	Orestis T K	Bacon	Retford	L2 Elite	10.0	8.667	13	10.0	7.175	32	10.0	7.934	18	10.0	8.900	29	8.0	6.167	27	10.0	6.900	33	45.743	26	0
307	James	Carmichael	Portsmouth	L2 Elite	9.5	7.000	32	10.0	8.125	26	10.0	7.867	20	10.0	8.750	33	8.0	4.700	33	10.0	9.234	13	45.676	27	0
302	Joe	Back	Xcel	L2 Elite	10.0	6.634	33	9.0	6.825	34	10.0	6.867	30	10.0	9.800	8	10.0	6.234	25	10.0	9.034	18	45.394	28	0
294	Harvey	McKittrick	Rathgael	L2 Elite	10.0	7.534	28	10.0	8.350	21	10.0	6.100	34	10.0	9.550	15	8.0	5.100	32	10.0	8.367	24	45.001	29	0
304	William	Fergusson	Erewash Valley	L2 Elite	10.0	7.367	29	10.0	7.425	30	10.0	7.167	26	10.0	9.000	25	10.0	6.300	24	10.0	7.734	29	44.993	30	0
301	Ashley	Hassett	Xcel	L2 Elite	10.0	7.267	30	9.0	7.425	30	10.0	8.034	17	10.0	7.300	34	9.5	5.734	29	10.0	9.000	20	44.760	31	0
303	Oliver	Houkes	Xcel	L2 Elite	10.0	8.567	16	10.0	6.650	35	10.0	7.634	23	10.0	7.150	35	10.0	7.634	17	10.0	6.867	34	44.502	32	0
289	Oliver	Moss	Colchester	L2 Elite	10.0	8.200	22	10.0	7.975	28	10.0	6.100	34	10.0	8.800	32	10.0	5.834	28	10.0	6.234	35	43.143	33	0
292	Jack	Kershaw	Diamonds	L2 Elite	10.0	8.867	9	10.0	7.100	33	10.0	7.500	24	10.0	8.900	29	8.0	3.467	34	10.0	7.100	32	42.934	34	0
306	Aareon	Ung	Hendon	L2 Elite	9.5	8.000	24	10.0	8.900	13	10.0	6.434	33	10.0	8.950	27	8.0	2.834	35	10.0	7.667	30	42.785	35	0

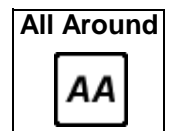
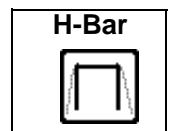
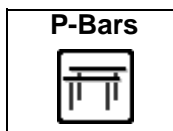
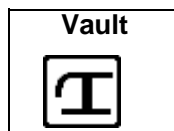
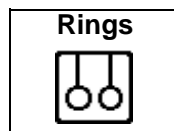
L6 Elite

No	Name	Club	Comp	D	FX		D	PH		D	SR		D	VT		D	PB		D	HB		AA		Pts	
297	Luke	Whitehouse	Diamonds	L6 Elite	10.0	8.867	1	10.0	7.500	2	10.0	7.800	5	10.0	9.625	1	10.0	8.534	1	10.0	9.167	1	51.493	1	6
296	Fraser	Griffiths	Woking	L6 Elite	10.0	7.967	5	10.0	8.050	1	10.0	8.534	2	10.0	9.500	2	10.0	7.867	2	10.0	7.400	5	49.318	2	5
295	Jasper	Smith-Gordon	Woking	L6 Elite	10.0	8.334	3	10.0	7.050	3	10.0	8.034	4	10.0	9.350	4	10.0	7.334	3	10.0	9.000	3	49.102	3	4
299	Thomas	Saunders	Fromside	L6 Elite	10.0	8.667	2	10.0	5.200	5	10.0	8.400	3	10.0	9.450	3	10.0	7.100	4	10.0	8.967	4	47.784	4	3
298	Kai Yin	Ho	Earls	L6 Elite	10.0	8.000	4	10.0	5.700	4	10.0	9.100	1	10.0	9.125	5	10.0	6.367	5	10.0	9.100	2	47.392	5	2



# 2016 London Development Open

## Mens Artistic


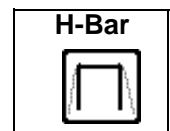
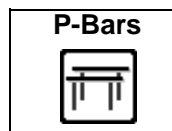
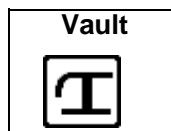
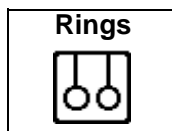


L4 Club

No	Name	Club	Comp	D	FX		D	PH		D	SR		D	VT		D	PB		D	HB		AA		Pts	
356	Gregor	Belousov	Waveney	L4 Club	10.0	8.800	4 =	10.0	9.200	4 =	10.0	8.734	8	10.0	9.700	11 =	10.0	8.834	6 =	10.0	9.600	1 =	54.868	1 =	6
350	Thomas	Hobbins	City of Birmingham	L4 Club	10.0	8.734	7	10.0	9.150	5 =	10.0	8.434	18	10.0	9.850	7 =	10.0	8.834	6 =	10.0	9.200	4 =	54.202	2 =	5
351	Kai	Fellows	City of Birmingham	L4 Club	10.0	8.300	12	10.0	9.400	3 =	10.0	8.667	9 =	10.0	10.000	1 =	10.0	8.767	10	10.0	8.950	13 =	54.084	3 =	4
340	Ishu	Ingale	Froreside	L4 Club	10.0	8.767	6 =	10.0	9.450	2 =	10.0	8.667	9 =	10.0	9.400	19	10.0	8.567	11	10.0	8.700	22 =	53.551	4 =	3
342	Joshua	Windebank	Portsmouth	L4 Club	10.0	9.267	1 =	10.0	7.100	29	10.0	8.834	3 =	10.0	10.000	1 =	10.0	8.900	3 =	10.0	9.450	3 =	53.551	4 =	3
338	Joshua	Papworth	Huntingdon	L4 Club	10.0	8.100	15 =	10.0	9.150	5 =	10.0	8.834	3 =	10.0	9.300	20 =	10.0	9.034	1 =	10.0	8.850	15 =	53.268	6 =	1
334	Benjamin	Chirodian	Norwich	L4 Club	10.0	8.267	13	10.0	9.550	1 =	10.0	8.500	14 =	10.0	9.150	23 =	10.0	8.900	3 =	10.0	8.800	17 =	53.167	7 =	0
343	Felix	Coomber	Portsmouth	L4 Club	10.0	8.600	8	10.0	8.200	17	10.0	9.300	1 =	10.0	9.600	13 =	10.0	8.267	13 =	10.0	8.800	17 =	52.767	8	0
352	Dylan	Patter	West Lothian	L4 Club	10.0	8.234	14	10.0	7.650	23 =	10.0	8.800	7	10.0	9.900	5 =	10.0	8.467	12	10.0	9.100	9 =	52.151	9	0
357	Kurtis	Rutter	City Of Newcastle	L4 Club	10.0	8.100	15 =	10.0	8.300	15 =	10.0	8.534	13	10.0	9.750	10	10.0	8.134	17	10.0	9.200	4 =	52.018	10 =	0
346	Samurai	Gayle	Harrow	L4 Club	10.0	8.334	11	10.0	6.950	30	10.0	8.400	19	10.0	9.800	8 =	10.0	9.034	1 =	10.0	9.500	2 =	52.018	10 =	0
347	George	Falconer	Plymouth Swallows	L4 Club	10.0	7.900	20	10.0	8.900	9 =	10.0	9.134	2 =	10.0	8.400	33	10.0	8.800	8 =	10.0	8.800	17 =	51.934	12	0
349	Cole	Burrell	South Essex	L4 Club	10.0	8.000	17 =	10.0	8.900	9 =	10.0	8.467	16 =	10.0	9.700	11 =	10.0	7.367	23	10.0	9.000	12	51.434	13	0
335	Finley	Wheelwright	Diamonds	L4 Club	10.0	8.800	4 =	10.0	6.750	31	10.0	8.334	22 =	10.0	10.000	1 =	10.0	8.267	13 =	10.0	9.200	4 =	51.351	14	0
333	Toby	Stevens	Norwich	L4 Club	10.0	7.767	21	10.0	7.750	21 =	10.0	8.834	3 =	10.0	9.600	13 =	10.0	8.234	15	10.0	9.050	11	51.235	15	0
321	Charlie	Rose	Woking	L4 Club	10.0	8.867	3 =	10.0	8.800	12	10.0	8.367	20 =	10.0	8.350	34 =	10.0	8.167	16	9.5	8.650	24 =	51.201	16	0
319	Rudi	Moriano	Woking	L4 Club	10.0	8.467	9 =	10.0	9.000	7 =	10.0	7.900	29	10.0	9.800	8 =	10.0	6.567	31	10.0	8.950	13 =	50.684	17 =	0
320	Christian	Fuoco	Woking	L4 Club	10.0	8.467	9 =	10.0	5.900	34	10.0	8.367	20 =	10.0	10.000	1 =	10.0	8.800	8 =	10.0	9.150	7 =	50.684	17 =	0
348	Isaac	Holland	Pipers Vale	L4 Club	10.0	8.000	17 =	10.0	7.650	23 =	10.0	8.500	14 =	10.0	9.900	5 =	10.0	7.500	21	10.0	8.550	27 =	50.100	19	0
327	James	West	Bulmershe	L4 Club	10.0	7.200	27	10.0	7.150	28	10.0	8.300	24	10.0	9.600	13 =	10.0	7.867	19	10.0	8.750	20 =	48.867	20	0
345	Blake	Eldridge	Hendon	L4 Club	8.0	5.534	32	10.0	7.550	25	10.0	8.667	9 =	10.0	9.550	16	10.0	8.867	5 =	10.0	8.650	24 =	48.818	21	0
336	Bailey	Robinson	Rathgael	L4 Club	10.0	7.600	22	10.0	8.100	19	10.0	8.067	27	10.0	9.050	25	10.0	6.934	26	10.0	8.550	27 =	48.301	22	0
354	Shaquell	Grant	Camden	L4 Club	10.0	6.700	29	10.0	7.500	26	10.0	7.434	35 =	10.0	9.500	17 =	10.0	7.067	25	10.0	9.100	9 =	47.301	23	0
344	Kiyun	Faridi	Hendon	L4 Club	8.0	5.434	34	10.0	9.000	7 =	10.0	8.467	16 =	10.0	7.850	41	10.0	7.200	24	10.0	8.850	15 =	46.801	24	0
324	Finley	Hughes	Dynamo	L4 Club	8.0	6.067	31	10.0	8.300	15 =	10.0	8.134	26	10.0	9.300	20 =	10.0	6.000	37	10.0	8.750	20 =	46.551	25	0
317	Max	Hassan	Europa	L4 Club	10.0	7.434	25	10.0	7.750	21 =	10.0	8.267	25	10.0	8.700	30	10.0	6.134	36	10.0	6.950	34 =	45.235	26	0
322	Ethan	Adlard	Birkenhead	L4 Club	8.5	7.000	28	10.0	5.450	36	10.0	7.834	30	10.0	8.250	37	10.0	8.000	18	10.0	8.700	22 =	45.234	27	0
353	Jamie	Alexander	West Lothian	L4 Club	10.0	7.367	26	10.0	8.150	18	10.0	7.734	31	10.0	8.300	36	10.0	6.700	28 =	10.0	6.700	36 =	44.951	28	0
341	Jake	Betts	Hawth	L4 Club	8.0	5.200	35	10.0	8.000	20	10.0	8.567	12	10.0	8.950	26 =	10.0	6.267	34 =	10.0	7.900	31 =	44.884	29	0
331	William	Rogers	Worcestershire	L4 Club	10.0	9.167	2 =	10.0	4.300	39	10.0	7.134	40	10.0	9.500	17 =	10.0	6.534	32	10.0	7.900	31 =	44.535	30	0
323	Samuel	Wilson	Dynamo	L4 Club	10.0	7.934	19	10.0	8.850	11	10.0	8.834	3 =	10.0	9.300	20 =	0.0	0.000	41 =	10.0	9.150	7 =	44.068	31	0
328	Joshua	Baldwin	Bulmershe	L4 Club	10.0	7.567	23	10.0	5.350	37	10.0	7.367	37 =	10.0	8.150	39	10.0	6.300	33	9.5	8.400	29	43.134	32	0
330	Ethan	Groom	Worcestershire	L4 Club	10.0	7.467	24	10.0	6.600	32	8.0	4.534	41	10.0	8.000	40	10.0	7.467	22	10.0	8.650	24 =	42.718	33	0
337	Harry	Simmill	Airborne	L4 Club	8.0	5.000	37	10.0	7.400	27	10.0	8.334	22 =	10.0	8.350	34 =	10.0	5.967	38	10.0	7.550	33	42.601	34	0
326	Thomas	George	Dynamo	L4 Club	8.0	4.634	38 =	10.0	8.500	14	10.0	7.434	35 =	10.0	8.950	26 =	10.0	7.634	20	8.0	4.500	40	41.652	35	0
316	Benjamin	Weaver	Uttoxeter	L4 Club	8.0	6.334	30	10.0	8.650	13	10.0	7.367	37 =	10.0	8.200	38	10.0	6.634	30	8.0	2.900	41	40.085	36	0
339	Ryan	Tam Lit-Taylor	Salto	L4 Club	8.0	4.400	40	10.0	5.500	35	10.0	7.967	28	10.0	9.150	23 =	10.0	5.334	40	10.0	6.950	34 =	39.301	37	0
329	Jack	Staunton	Bulmershe	L4 Club	8.0	4.634	38 =	10.0	3.050	40 =	10.0	7.500	34	10.0	8.950	26 =	10.0	6.900	27	9.5	8.250	30	39.284	38	0
315	Oliver	Scott	Uttoxeter	L4 Club	8.0	5.500	33	10.0	4.900	38	10.0	7.700	32	10.0	8.600	32	10.0	6.267	34 =	8.0	4.900	39	37.867	39	0
355	Jack	Chambers	Lincoln	L4 Club	8.0	4.000	41	10.0	6.050	33	10.0	7.334	39	10.0	8.800	29	10.0	5.600	39	10.0	6.050	37	37.834	40	0
325	Wesley	Wong	Dynamo	L4 Club	8.0	5.067	36	10.0	3.050	40 =	10.0	7.634	33	10.0	8.650	31	10.0	6.700	28 =	8.0	5.900	38	37.001	41	0

# 2016 London Development Open

## Mens Artistic



L1 U8s Elite

No	Name	Club	Comp	D	FX		D	PH		D	SR		D	VT		D	PB		D	HB		AA		Pts	
383	George	Atkins	South Essex	L1 U8s Elite	10.0	8.834	1	10.0	9.400	9 =	10.0	8.000	3	10.0	10.000	1	10.0	9.100	3	10.0	9.734	2	55.068	1	6
358	Jake	Palmer	Woking	L1 U8s Elite	10.0	8.367	4	10.0	9.700	1	10.0	7.167	7	10.0	9.250	8 =	10.0	9.600	1	10.0	9.767	1	53.851	2	5
365	Matthew	Ridgway	Marriotts	L1 U8s Elite	10.0	7.767	8	10.0	9.600	4 =	10.0	8.700	1	10.0	9.350	6	10.0	7.750	9	10.0	9.467	5	52.634	3	4
389	Ibrahim	Makechemu	Earls	L1 U8s Elite	10.0	7.600	12	10.0	9.300	11	10.0	7.800	4	10.0	9.250	8 =	10.0	9.200	2	10.0	9.367	7	52.517	4	3
375	Rory	Clarke	Hendon	L1 U8s Elite	10.0	8.500	2	10.0	9.650	2 =	10.0	6.734	15	10.0	9.750	2	10.0	8.100	6	10.0	9.167	12	51.901	5	2
386	Lucas	Henry	Woking	L1 U8s Elite	10.0	8.100	6	10.0	9.550	7 =	10.0	8.500	2	10.0	8.900	14 =	10.0	7.400	10	10.0	9.134	13	51.584	6	1
359	Isaiah	Lewis-Powell	Portsmouth	L1 U8s Elite	10.0	8.167	5	10.0	9.550	7 =	10.0	7.534	5	10.0	9.650	3	10.0	6.700	16	10.0	9.300	8	50.901	7	0
384	Alfie	Bartley	South Essex	L1 U8s Elite	10.0	7.200	17	10.0	9.600	4 =	10.0	7.100	8	10.0	8.900	14 =	10.0	8.300	4	10.0	9.567	4	50.667	8	0
381	Ellis	Niles	Heathrow	L1 U8s Elite	10.0	8.467	3	10.0	9.600	4 =	10.0	6.600	16	10.0	9.550	4	10.0	7.300	11 =	10.0	9.067	14	50.584	9	0
385	Kieran	Bragg	South Essex	L1 U8s Elite	10.0	7.834	7	10.0	9.650	2 =	10.0	6.800	13 =	10.0	9.250	8 =	10.0	6.850	14	10.0	9.600	3	49.984	10	0
361	Ross	Alderdice	Rathgael	L1 U8s Elite	10.0	7.234	15 =	10.0	8.500	18	10.0	6.900	11 =	10.0	8.800	17 =	10.0	8.250	5	10.0	9.200	11	48.884	11	0
362	Blake	Hunter	Rathgael	L1 U8s Elite	10.0	7.334	13 =	10.0	9.250	12 =	10.0	6.900	11 =	10.0	9.300	7	10.0	6.500	18	10.0	9.400	6	48.684	12	0
366	Riley	Robertson-Browne	Marriotts	L1 U8s Elite	10.0	7.634	11	10.0	9.150	14 =	9.0	6.100	20	10.0	8.700	20	10.0	7.950	7	10.0	8.934	15	48.468	13	0
369	Zakaine	Fawzi-Mccaffrey	Notts	L1 U8s Elite	10.0	7.234	15 =	10.0	9.250	12 =	10.0	6.434	18	10.0	9.450	5	10.0	6.800	15	10.0	9.234	9 =	48.402	14	0
382	Jamie	Langridge	South Essex	L1 U8s Elite	10.0	7.700	9 =	10.0	8.000	21	9.0	5.534	22	10.0	8.800	17 =	10.0	7.850	8	10.0	9.234	9 =	47.118	15	0
376	Max	Gardner	Milton Keynes	L1 U8s Elite	10.0	7.334	13 =	10.0	9.400	9 =	10.0	6.567	17	10.0	9.250	8 =	10.0	6.100	19	10.0	8.300	18	46.951	16	0
363	Harrison	McGrogan	Rathgael	L1 U8s Elite	10.0	7.100	19 =	10.0	7.500	22	10.0	7.334	6	10.0	9.050	12	10.0	7.100	13	10.0	8.800	16	46.884	17	0
367	Lucas	Bowen	Notts	L1 U8s Elite	10.0	7.100	19 =	10.0	9.050	16	10.0	6.800	13 =	10.0	8.800	17 =	10.0	7.300	11 =	10.0	7.467	20 =	46.517	18	0
377	William	Jefcoate-Scholes	Milton Keynes	L1 U8s Elite	10.0	7.700	9 =	10.0	8.350	20	10.0	7.034	10	10.0	9.000	13	10.0	5.450	21	10.0	8.500	17	46.034	19	0
392	Kyle	Townsend	City Of Newcastle	L1 U8s Elite	10.0	6.967	22	10.0	9.000	17	10.0	7.067	9	10.0	8.900	14 =	10.0	6.050	20	10.0	7.834	19	45.818	20	0
371	Samuel	Attwood	Cardiff Central	L1 U8s Elite	10.0	7.100	19 =	10.0	9.150	14 =	10.0	6.267	19	10.0	8.050	21	10.0	5.200	22	10.0	7.467	20 =	43.234	21	0
378	Tommy	Hughes	Milton Keynes	L1 U8s Elite	10.0	7.134	18	10.0	8.400	19	10.0	5.767	21	10.0	7.400	22	10.0	6.650	17	6.0	4.334	22	39.685	22	0

L6 Club

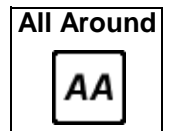
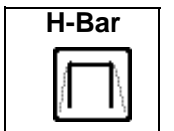
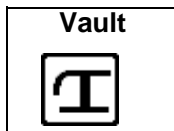
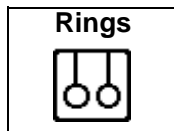
No	Name	Club	Comp	D	FX		D	PH		D	SR		D	VT		D	PB		D	HB		AA		Pts	
397	Matthew	Heaney	Swallows Of Helston	L6 Club	10.0	8.367	1	10.0	9.000	1	8.5	5.650	4	10.0	8.500	1 =	10.0	8.100	1	10.0	8.750	2	48.367	1	6
395	Louis	Gibson	Hawth	L6 Club	10.0	7.000	2	10.0	8.350	2	10.0	8.650	1	10.0	8.500	1 =	10.0	6.900	2	10.0	8.900	1	48.300	2	5
396	Dinesh	Raymund Jayadev	Park Wrekin	L6 Club	10.0	2.967	5	10.0	8.300	3	8.5	5.950	3	10.0	8.100	3	8.5	5.000	4	10.0	8.550	3	38.867	3	4
394	Cole	Paul	Lincoln	L6 Club	10.0	3.567	4	9.0	6.800	4	8.5	4.550	5	10.0	7.650	5	10.0	5.267	3	10.0	8.050	4	35.884	4	3
393	Jacob	Lobley	Lincoln	L6 Club	10.0	4.967	3	7.0	1.250	5	10.0	7.200	2	10.0	7.950	4	7.5	3.734	5	8.5	6.750	5	31.851	5	2

L5 Club

No	Name	Club	Comp	D	FX		D	PH		D	SR		D	VT		D	PB		D	HB		AA		Pts	
404	Brad	Lewis	Fromeside	L5 Club	10.0	8.600	3	10.0	9.300	1	10.0	8.750	4	10.0	9.150	5 =	10.0	9.134	1	10.0	8.100	4	53.034	1	6
409	Harrison	Hoad	Europa	L5 Club	10.0	9.034	1	10.0	9.100	2	10.0	8.900	1	10.0	9.400	3	10.0	8.867	2 =	10.0	7.550	5	52.851	2	5
408	Christopher	O'Shea	Europa	L5 Club	10.0	8.767	2	10.0	8.100	9	10.0	8.800	2 =	10.0	9.500	2	10.0	8.867	2 =	10.0	8.550	2	52.584	3	4
411	Dovydas	Kuciauskas	Northampton	L5 Club	10.0	8.400	5	10.0	9.000	3	10.0	8.100	7	10.0	9.150	5 =	10.0	7.934	6	10.0	8.200	3	50.784	4	3
405	Conner	Blake	Plymouth Swallows	L5 Club	10.0	8.534	4	10.0	8.800	6	10.0	8.700	5	10.0	8.900	10	10.0	8.434	4	8.5	4.650	11	48.018	5	2
401	Angus	Baxter	West Lothian	L5 Club	10.0	5.934	10	8.0	5.700	12	10.0	8.800	2 =	10.0	8.950	9	10.0	8.200	5	10.0	8.850	1	46.434	6	1
412	Maxim	Lachugin	Milton Keynes	L5 Club	10.0	8.000	6	10.0	7.000	11	10.0	7.550	11	10.0	9.250	4	10.0	7.000	8	8.5	6.100	8	44.900	7	0
398	Harvey	Barlow	Marriotts	L5 Club	10.0	5.767	11	10.0	8.550	7	10.0	7.650	9 =	10.0	9.000	8	9.0	7.800	7	7.0	5.600	9	44.367	8	0
406	Avishai	Wynne	Hendon	L5 Club	10.0	6.234	8	10.0	8.950	4	10.0	7.750	8	10.0	8.150	12	9.0	6.800	9	8.5	6.150	7	44.034	9	0
410	James	Walker	Northampton	L5 Club	10.0	7.900	7	10.0	8.900	5	7.5	4.950	12	10.0	9.800	1	8.5	5.100	12	10.0	6.950	6	43.600	10	0
399	David	Brouat	Marriotts	L5 Club	10.0	6.167	9	10.0	7.800	10	10.0	7.650	9 =	10.0	8.800	11	10.0	5.767	10	7.0	4.750	10	40.934	11	0
400	Ciaran	Thompson	Hawth	L5 Club	10.0	4.600	12	10.0	8.200	8	10.0	8.550	6	10.0	9.050	7	7.5	5.600	11	5.5	1.600	12	37.600	12	0

# 2016 London Development Open

## Mens Artistic


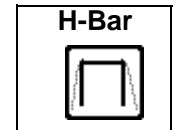
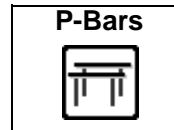
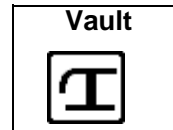
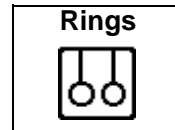


L1 Elite

No	Name	Club	Comp	D	FX		D	PH		D	SR		D	VT		D	PB		D	HB		AA		Pts	
458	Gabriel	Langton	City of Birmingham	L1 Elite	10.0	9.034	2	10.0	10.000	1	10.0	8.500	10	10.0	10.000	1	10.0	10.000	1	10.0	9.834	3	57.368	1	6
449	Max	Goodwin	Europa	L1 Elite	10.0	8.767	11	10.0	9.800	5	10.0	9.234	2	10.0	10.000	1	10.0	9.500	2	10.0	9.900	2	57.201	2	5
454	Rocco	Quinlivan-Grech	Leeds	L1 Elite	10.0	8.900	5	10.0	10.000	1	10.0	8.234	13	10.0	10.000	1	10.0	9.500	2	10.0	9.667	8	56.301	3	4
372	Tamlin	Fox	Cardiff Central	L1 Elite	10.0	8.834	8	10.0	9.550	13	10.0	8.600	8	10.0	9.900	5	10.0	9.400	4	10.0	9.934	1	56.218	4	3
439	Kieran	Rockett	Harrow	L1 Elite	10.0	8.867	7	10.0	9.650	9	10.0	8.934	6	10.0	9.850	9	10.0	9.250	5	10.0	9.634	10	56.185	5	2
446	Sean	Dalton	South Essex	L1 Elite	10.0	8.600	15	10.0	9.650	9	10.0	9.367	1	10.0	9.900	5	10.0	8.700	15	10.0	9.600	12	55.817	6	1
447	Josh	Graham	South Essex	L1 Elite	10.0	8.434	21	10.0	9.800	5	10.0	9.234	2	10.0	9.750	17	10.0	8.750	12	10.0	9.800	4	55.768	7	0
451	Louie	Jones	Swansea Centre	L1 Elite	10.0	8.634	13	10.0	9.500	16	10.0	9.167	4	10.0	9.800	14	10.0	9.000	9	10.0	9.667	8	55.768	7	0
443	Ricco	Regini-Moran	Pegasus	L1 Elite	10.0	8.534	16	10.0	10.000	1	9.0	8.167	17	10.0	9.800	14	10.0	9.200	6	10.0	9.700	6	55.401	9	0
426	Oliver	Porter	Woking	L1 Elite	10.0	8.634	13	10.0	9.300	22	10.0	9.100	5	10.0	9.150	38	10.0	9.200	6	10.0	9.700	6	55.084	10	0
463	Morgan	Lucas	Valleys	L1 Elite	10.0	8.967	3	10.0	9.900	4	10.0	8.200	15	10.0	9.850	9	10.0	8.600	17	10.0	9.434	13	54.951	11	0
464	Jasper	Carminger	Hawth	L1 Elite	10.0	8.734	12	10.0	9.550	13	10.0	8.200	15	10.0	9.900	5	10.0	8.500	20	10.0	9.634	10	54.518	12	0
462	Owain	Lewis	Valleys	L1 Elite	10.0	8.800	9	10.0	9.800	5	10.0	8.000	19	10.0	9.450	26	10.0	9.000	9	10.0	9.067	26	54.117	13	0
448	Adam	Feakins	South Essex	L1 Elite	10.0	8.467	18	10.0	9.000	36	10.0	8.667	7	10.0	9.900	5	10.0	8.750	12	10.0	9.167	23	53.951	14	0
442	Valo	Marttila	Pegasus	L1 Elite	10.0	8.367	22	10.0	9.650	9	9.0	7.800	24	10.0	9.850	9	10.0	8.850	11	10.0	9.300	18	53.817	15	0
364	Owen	Pickard	Marriotts	L1 Elite	10.0	8.467	18	10.0	9.300	22	10.0	8.600	8	10.0	9.850	9	10.0	8.250	22	10.0	9.200	21	53.667	16	0
457	Evan	Quickfall-Briggs	Retford	L1 Elite	10.0	8.934	4	10.0	9.600	12	10.0	7.334	31	10.0	9.850	9	10.0	9.150	8	10.0	8.367	47	53.235	17	0
465	Zak	Bisp	Llantrisant	L1 Elite	10.0	8.534	16	10.0	9.550	13	10.0	7.067	35	10.0	9.950	4	10.0	8.600	17	10.0	9.300	18	53.001	18	0
373	Sam	Ellis	Cardiff Central	L1 Elite	10.0	7.900	36	10.0	9.350	21	10.0	8.300	12	10.0	9.600	20	10.0	8.000	26	10.0	9.800	4	52.950	19	0
436	Luca	Robinson	City Of Newcastle	L1 Elite	10.0	8.134	26	10.0	9.200	25	10.0	8.100	18	10.0	9.400	29	10.0	7.900	28	10.0	9.434	13	52.168	20	0
427	Jamaal	Kashim	Woking	L1 Elite	10.0	7.700	43	10.0	9.700	8	10.0	8.234	13	10.0	9.250	35	10.0	8.050	24	10.0	9.100	24	52.034	21	0
440	Noah	Rawlings	Harrow	L1 Elite	10.0	8.100	28	10.0	9.100	29	10.0	7.434	29	10.0	9.150	38	10.0	8.750	12	10.0	9.234	20	51.768	22	0
380	Emilio	Lagioia	Milton Keynes	L1 Elite	10.0	9.067	1	10.0	8.750	40	10.0	7.734	25	10.0	9.500	22	10.0	7.500	32	10.0	8.767	35	51.318	23	0
387	Joseph	Hubberstey	Birkenhead	L1 Elite	10.0	8.800	9	10.0	9.100	29	10.0	7.867	21	10.0	9.500	22	10.0	6.250	44	10.0	9.400	15	50.917	24	0
453	Benjamin	Neville	Bulmershe	L1 Elite	10.0	7.834	40	10.0	8.450	46	10.0	7.834	22	10.0	9.650	19	10.0	7.700	31	10.0	8.867	31	50.335	25	0
444	Sol	Scott	Huntingdon	L1 Elite	10.0	8.900	5	10.0	9.500	16	10.0	6.900	37	10.0	9.400	29	10.0	6.100	45	10.0	9.367	17	50.167	26	0
370	Clint	Alleyne	Cardiff Central	L1 Elite	10.0	7.934	33	10.0	9.150	27	10.0	7.500	27	10.0	9.800	14	10.0	6.500	41	10.0	9.200	21	50.084	27	0
452	Hayden	Taylor-Walton	Rugby	L1 Elite	10.0	8.100	28	10.0	9.500	16	10.0	8.000	19	10.0	9.500	22	10.0	5.850	48	10.0	9.100	24	50.050	28	0
374	Mason	Eldridge	Hendon	L1 Elite	10.0	7.500	46	10.0	9.200	25	10.0	5.934	45	10.0	9.250	35	10.0	8.600	17	10.0	9.400	15	49.884	29	0
437	Dylan	Hackett	City Of Newcastle	L1 Elite	10.0	8.200	23	10.0	9.450	19	10.0	7.400	30	10.0	9.300	33	10.0	6.750	38	10.0	8.634	39	49.734	30	0
388	George	Brown	Earls	L1 Elite	10.0	6.534	51	10.0	8.750	40	10.0	7.834	22	10.0	9.150	38	10.0	8.700	15	10.0	8.734	36	49.702	31	0
391	Jacob	Banner	Earls	L1 Elite	10.0	7.767	42	10.0	9.100	29	10.0	7.134	34	10.0	9.500	22	10.0	7.250	34	10.0	8.600	41	49.351	32	0
360	Faris	Akhtar	Portsmouth	L1 Elite	10.0	7.667	49	10.0	8.600	43	10.0	6.934	36	10.0	9.450	26	10.0	7.950	27	10.0	9.034	27	49.335	33	0
434	Alex	Botha	Colchester	L1 Elite	10.0	8.100	28	10.0	8.600	43	10.0	5.967	44	10.0	9.450	26	10.0	8.100	23	10.0	8.834	32	49.051	34	0
459	Charlie	Mitchell	Rathgael	L1 Elite	10.0	7.900	36	10.0	9.100	29	10.0	6.267	42	10.0	8.800	45	10.0	7.900	28	10.0	8.934	29	48.901	35	0
438	Elliot	Esquejo	City Of Newcastle	L1 Elite	10.0	8.167	25	10.0	9.100	29	10.0	8.500	10	10.0	9.750	17	10.0	5.900	47	8.0	7.467	50	48.884	36	0
390	Conrad	Shepherd-Marshall	Earls	L1 Elite	10.0	7.634	44	10.0	8.850	37	10.0	5.834	48	10.0	9.400	29	10.0	8.450	21	10.0	8.067	49	48.235	37	0
441	Kai	Napier-Mackman	Harrow	L1 Elite	10.0	7.934	33	10.0	8.850	37	10.0	7.234	33	10.0	9.150	38	10.0	6.000	46	10.0	8.834	32	48.002	38	0
450	Sam	Jackson	Diamonds	L1 Elite	10.0	7.934	33	10.0	9.450	19	10.0	6.800	38	10.0	8.800	45	10.0	8.050	24	10.0	6.934	51	47.968	39	0
379	Eric	Breslin	Milton Keynes	L1 Elite	10.0	7.834	40	10.0	7.650	50	10.0	7.267	32	10.0	9.250	35	10.0	7.350	33	10.0	8.400	46	47.751	40	0
428	Aidy	Jarred	Woking	L1 Elite	10.0	8.467	18	10.0	9.100	29	10.0	7.467	28	10.0	8.100	52	10.0	5.750	49	10.0	8.834	32	47.718	41	0
445	Gregor	Happs	Lasswade	L1 Elite	10.0	7.900	36	10.0	9.050	35	10.0	6.400	41	10.0	8.950	42	10.0	6.700	40	10.0	8.567	42	47.567	42	0
460	Isaac	Irvine	Rathgael	L1 Elite	10.0	8.067	31	10.0	9.250	24	10.0	5.934	45	10.0	8.800	45	10.0	6.500	41	10.0	8.900	30	47.451	43	0

# 2016 London Development Open


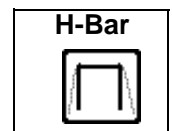
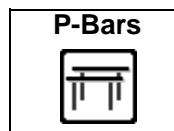
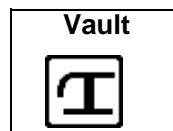
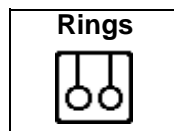
## Mens Artistic



429	Leo	Bontempo	Woking	L1 Elite	10.0	7.400	48	10.0	8.150	48	10.0	6.634	39	10.0	8.900	43	10.0	7.800	30	10.0	8.500	44	47.384	44	0
425	Tristan	Lamble	Woking	L1 Elite	10.0	7.967	32	10.0	9.150	27	10.0	6.134	43	10.0	9.350	32	10.0	5.350	50	10.0	9.034	27	46.985	45	0
461	Oli	Armstrong	Rathgael	L1 Elite	10.0	8.200	23	10.0	7.300	51	10.0	5.567	50	10.0	9.300	33	10.0	7.200	35	10.0	8.434	45	46.001	46	0
435	Tom	Hinds	Colchester	L1 Elite	10.0	7.500	46	10.0	8.500	45	10.0	5.934	45	10.0	8.700	49	10.0	6.400	43	10.0	8.667	38	45.701	47	0
456	Joseph	Peverley	Erewash Valley	L1 Elite	10.0	8.134	26	10.0	6.350	52	9.0	5.767	49	10.0	9.550	21	10.0	7.100	36	10.0	8.634	39	45.535	48	0
368	Niall	Storer	Notts	L1 Elite	10.0	6.500	52	10.0	8.750	40	10.0	5.500	51	10.0	8.700	49	10.0	6.800	37	10.0	8.534	43	44.784	49	0
455	Zion	Johnson	Northampton	L1 Elite	10.0	7.900	36	10.0	8.800	39	10.0	7.600	26	10.0	8.900	43	10.0	6.750	38	10.0	3.500	52	43.450	50	0
433	Ethan	Patter	West Lothian	L1 Elite	10.0	7.534	45	10.0	7.800	49	10.0	6.434	40	10.0	8.750	48	10.0	4.500	52	10.0	8.367	47	43.385	51	0
432	Ben	Coull	West Lothian	L1 Elite	10.0	6.867	50	10.0	8.250	47	10.0	5.234	52	10.0	8.550	51	10.0	5.000	51	10.0	8.700	37	42.601	52	0

# 2016 London Development Open

## Mens Artistic


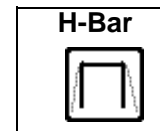
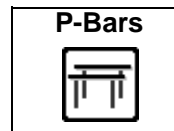
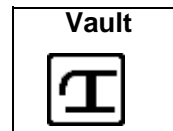
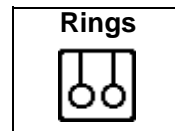


L3 Club

No	Name	Club	Comp	D	FX		D	PH		D	SR		D	VT		D	PB		D	HB		AA		Pts	
478	Thomas	Coppen	City Of Newcastle	L3 Club	10.0	9.367	3	10.0	9.650	3	10.0	8.800	10	10.0	9.900	2	10.0	9.167	5	10.0	9.450	1	56.334	1	6
504	Orlando	Thompson	City of Birmingham	L3 Club	10.0	8.034	32	10.0	9.800	1	10.0	9.350	1	10.0	9.950	1	10.0	9.534	1	10.0	8.850	5	55.518	2	5
507	Reece	Besley	Hawth	L3 Club	10.0	9.534	2	10.0	9.300	12	10.0	8.850	9	10.0	9.800	6	10.0	9.434	2	10.0	8.350	19	55.268	3	4
471	Michael	Weston	Park Wrekin	L3 Club	10.0	8.700	14	10.0	9.600	4	10.0	9.150	4	10.0	9.750	8	10.0	8.700	12	10.0	8.700	9	54.600	4	3
475	Connor	Sullivan	Portsmouth	L3 Club	10.0	8.534	22	10.0	9.500	6	10.0	9.250	2	10.0	9.650	15	10.0	9.067	6	10.0	8.550	13	54.551	5	2
487	Sam	Street	Plymouth Swallows	L3 Club	10.0	9.300	4	10.0	9.100	19	10.0	9.000	6	10.0	9.500	18	10.0	8.634	14	10.0	8.800	6	54.334	6	1
489	Joseph	Waller	South Essex	L3 Club	10.0	9.167	6	10.0	8.850	29	10.0	8.600	13	10.0	9.800	6	10.0	9.067	6	10.0	8.800	6	54.284	7	0
511	Jacob	Ryan	Birkenhead	L3 Club	10.0	9.757	1	10.0	9.400	9	10.0	9.150	4	10.0	9.750	8	10.0	7.867	23	10.0	8.250	20	54.174	8	0
508	Linus	Carminger	Hawth	L3 Club	10.0	8.600	19	10.0	9.100	19	10.0	8.900	8	10.0	9.750	8	10.0	9.200	3	10.0	8.600	11	54.150	9	0
490	Tylar	Sandy	South Essex	L3 Club	10.0	9.067	9	10.0	8.850	29	10.0	8.950	7	10.0	9.350	27	10.0	8.600	15	10.0	9.300	2	54.117	10	0
480	Rio	Johnston	West Lothian	L3 Club	10.0	8.467	24	10.0	9.150	15	10.0	9.200	3	10.0	9.400	23	10.0	9.034	8	10.0	8.500	14	53.751	11	0
498	Finlay	Matthews	Retford	L3 Club	10.0	8.534	22	10.0	9.550	5	10.0	8.800	10	10.0	9.350	27	10.0	8.534	16	9.5	8.400	15	53.168	12	0
491	Theo	Baker	South Essex	L3 Club	10.0	8.834	12	10.0	9.150	15	10.0	8.200	17	10.0	9.900	2	10.0	8.300	19	10.0	8.400	15	52.784	13	0
422	Toby	Want	Norwich	L3 Club	10.0	8.600	19	10.0	8.650	36	10.0	8.450	16	10.0	9.150	33	10.0	9.000	9	10.0	8.750	8	52.600	14	0
488	Reuben	Hart	Plymouth Swallows	L3 Club	10.0	8.667	17	10.0	8.250	38	10.0	8.700	12	10.0	9.200	32	10.0	8.734	11	10.0	8.250	20	51.801	15	0
467	Alexander	Pelekanou	Waveney	L3 Club	10.0	9.134	8	10.0	9.150	15	10.0	7.300	27	10.0	9.150	33	10.0	8.034	22	10.0	8.950	3	51.718	16	0
506	Makai	Raviraj	Hawth	L3 Club	10.0	8.634	18	10.0	9.000	23	10.0	8.200	17	10.0	9.400	23	10.0	8.267	20	10.0	8.100	24	51.601	17	0
499	Joshua	Goodman-Dight	Retford	L3 Club	10.0	8.934	11	10.0	9.500	6	10.0	6.900	34	10.0	9.050	38	10.0	8.667	13	10.0	8.400	15	51.451	18	0
419	Christian	Mobsby	Rugby	L3 Club	10.0	8.600	19	10.0	9.250	14	10.0	7.150	28	10.0	9.900	2	10.0	9.200	3	9.5	7.300	36	51.400	19	0
418	Harry	Eckersall	Bulmershe	L3 Club	10.0	6.867	43	10.0	8.900	27	10.0	8.600	13	10.0	9.650	15	10.0	8.800	10	10.0	8.400	15	51.217	20	0
479	Varusian	Birabanathan	Hendon	L3 Club	10.0	8.800	13	10.0	9.800	1	10.0	8.500	15	10.0	9.100	36	7.5	6.334	33	10.0	7.750	29	50.284	21	0
415	Joseph	Dunster	Kestrel	L3 Club	10.0	8.700	14	10.0	8.950	25	10.0	7.350	25	10.0	9.750	8	10.0	7.367	28	10.0	8.000	26	50.117	22	0
469	Harley	Hawes	Waveney	L3 Club	10.0	8.200	28	10.0	9.350	10	10.0	7.050	31	10.0	8.800	41	10.0	8.267	20	10.0	8.150	22	49.817	23	0
505	Frank	Rice	Hawth	L3 Club	10.0	8.234	27	10.0	8.150	40	10.0	7.500	23	10.0	9.700	12	10.0	8.334	18	10.0	7.550	33	49.468	24	0
486	Thomas	Payne	Fromeside	L3 Club	10.0	8.467	24	10.0	9.500	6	10.0	7.700	21	10.0	9.450	22	7.5	5.734	38	10.0	8.600	11	49.451	25	0
417	Zac	Williams	Llantrisant	L3 Club	10.0	9.034	10	10.0	8.850	29	10.0	7.100	30	10.0	9.700	12	7.5	6.067	36	10.0	7.650	32	48.401	26	0
470	KYLE	DAVIES	Waveney	L3 Club	10.0	6.234	47	10.0	9.350	10	10.0	8.150	19	10.0	9.400	23	7.5	6.200	35	10.0	8.950	3	48.284	27	0
416	Aled	Lewis	Valleys	L3 Club	10.0	9.167	6	10.0	9.050	22	10.0	7.800	20	10.0	9.050	38	10.0	6.300	34	9.5	6.900	39	48.267	28	0
472	Tomoya	Kitchen	Park Wrekin	L3 Club	10.0	7.267	40	10.0	9.000	23	10.0	7.450	24	10.0	9.500	18	10.0	8.367	17	8.0	6.000	43	47.584	29	0
413	Leo	Parry Wingfield	Camden	L3 Club	10.0	7.367	39	10.0	8.650	36	10.0	6.850	35	10.0	8.500	44	10.0	7.534	27	10.0	8.650	10	47.551	30	0
474	Dylan	Harris	Portsmouth	L3 Club	10.0	8.467	24	10.0	8.900	27	10.0	7.600	22	10.0	9.400	23	7.5	5.234	41	10.0	7.850	27	47.451	31	0
503	Alex	Simner	Northampton	L3 Club	10.0	8.034	32	10.0	8.850	29	10.0	6.750	36	10.0	8.150	48	10.0	7.300	30	10.0	7.400	34	46.484	32	0
497	Stanley	Cropper	Retford	L3 Club	10.0	8.100	31	10.0	8.700	35	10.0	7.350	25	10.0	8.250	47	8.0	5.867	37	10.0	8.050	25	46.317	33	0
496	Trey	Mcgregor	Europa	L3 Club	10.0	8.700	14	10.0	9.150	15	9.0	5.850	43	10.0	9.600	17	8.0	4.800	43	10.0	8.150	22	46.250	34	0
414	Nathan	Stainforth	Uttoxeter	L3 Club	10.0	9.234	5	10.0	8.950	25	9.0	5.500	44	10.0	9.500	18	10.0	7.634	26	8.0	4.850	45	45.668	35	0
509	Ben	Fyvie-Rae	Dynamo	L3 Club	10.0	7.834	36	10.0	6.850	47	10.0	6.950	33	10.0	8.600	42	10.0	7.300	30	10.0	7.800	28	45.334	36	0
424	Kai	Bush	Earls	L3 Club	10.0	7.100	41	10.0	8.200	39	10.0	6.700	37	10.0	9.350	27	10.0	7.200	32	10.0	6.750	40	45.300	37	0
510	Isaac	Beattie-Edwards	Dynamo	L3 Club	10.0	8.167	29	10.0	7.950	43	10.0	7.000	32	10.0	8.400	46	8.0	5.700	39	10.0	7.750	29	44.967	38	0
482	Harry	Clarke	Notts	L3 Club	10.0	7.034	42	10.0	8.750	34	10.0	6.200	41	10.0	9.700	12	7.5	5.567	40	10.0	7.350	35	44.601	39	0
420	Kian	Downes	Abingdon	L3 Club	10.0	6.567	45	10.0	6.900	46	10.0	6.500	40	10.0	9.150	33	10.0	7.700	25	10.0	7.700	31	44.517	40	0
500	Alex	Zervos	Milton Keynes	L3 Club	10.0	8.167	29	10.0	9.100	19	10.0	6.650	38	10.0	8.950	40	10.0	7.334	29	8.0	3.500	47	43.701	41	0
481	Leo	Hoggard	Notts	L3 Club	10.0	5.867	49	10.0	9.300	12	10.0	6.650	38	10.0	9.100	36	7.5	4.834	42	9.5	7.100	38	42.851	42	0
421	George	Lewis	Wyre Forest	L3 Club	10.0	7.734	37	10.0	8.000	42	10.0	6.000	42	10.0	9.250	30	7.5	4.067	45	10.0	7.150	37	42.201	43	0

# 2016 London Development Open

## Mens Artistic



502	Adam	Tame	Northampton	L3 Club	10.0	6.867	43 =	10.0	7.850	44	9.0	4.400	46	10.0	8.600	42 =	10.0	7.734	24	10.0	6.300	42		41.751	44		0
476	Thomas	Minto	City Of Newcastle	L3 Club	10.0	7.867	35	10.0	7.800	45	9.0	5.000	45	10.0	9.850	5	7.5	4.600	44	10.0	5.900	44		41.017	45		0
495	Cameron	Rayworth	Pipers Vale	L3 Club	10.0	7.467	38	10.0	8.850	29 =	10.0	7.150	28 =	10.0	9.500	18 =	7.5	3.434	46	8.0	4.100	46		40.501	46		0
501	Kailen	Ollier	Milton Keynes	L3 Club	10.0	8.034	32 =	10.0	8.100	41	7.0	3.900	47	10.0	9.250	30 =	6.0	1.234	47	10.0	6.350	41		36.868	47		0
493	Alexander	Smellie	Flying Angels	L3 Club	10.0	5.900	48	10.0	5.200	49	0.0	0.000	48 =	10.0	8.450	45	0.0	0.000	48 =	0.0	0.000	48 =		19.550	48		0
492	Oliver	Hime	Flying Angels	L3 Club	10.0	6.267	46	10.0	5.400	48	0.0	0.000	48 =	10.0	7.800	49	0.0	0.000	48 =	0.0	0.000	48 =		19.467	49		0
494	Oscar	Howley	Flying Angels	L3 Club	10.0	2.700	50	8.0	2.900	50	0.0	0.000	48 =	10.0	7.350	50	0.0	0.000	48 =	0.0	0.000	48 =		12.950	50		0

**London Orion Cup**

<b>Club</b>	<b>Total</b>	<b>Posn</b>
Club-Hawth	18	1
Club-Retford	15	2 =
Club-Europa	15	2 =
Club-City of Birmingham	14	4
Club-City Of Newcastle	12	5
Club-Waveney	11	6
Club-Fromeside	10	7 =
Club-Birkenhead	10	7 =
Club-Park Wrekin	7	9 =
Club-Lincoln	7	9 =
Club-Swallows Of Helston	6	11
Club-Portsmouth	5	12 =
Club-Northampton	5	12 =
Club-Valleys	3	14 =
Club-Plymouth Swallows	3	14 =
Club-Notts	3	14 =
Club-West Lothian	1	17 =
Club-South Essex	1	17 =
Club-Huntingdon	1	17 =

<b>London Orion Cup</b>
-------------------------

<b>Elite</b>	<b>Total</b>	<b>Posn</b>
Elite-City of Birmingham	21	1
Elite-Woking	15	2
Elite-Earls	12	3
Elite-Diamonds	11	4
Elite-Europa	10	5
Elite-South Essex	9	6
Elite-Harrow	8	7
Elite-Bury	7	8
Elite-Tolworth	6	9 =
Elite-Swallows Of Helston	6	9 =
Elite-Fromeside	6	9 =
Elite-Pipers Vale	5	12 =
Elite-Hendon	5	12 =
Elite-Rugby	4	14 =
Elite-Marriotts	4	14 =
Elite-Leeds	4	14 =
Elite-Pegasus	3	17 =
Elite-Cardiff Central	3	17 =
Elite-Swansea Centre	2	19 =
Elite-Lasswade	2	19 =
Elite-Waveney	1	21 =
Elite-Dynamo	1	21 =
Elite-City Of Newcastle	1	21 =